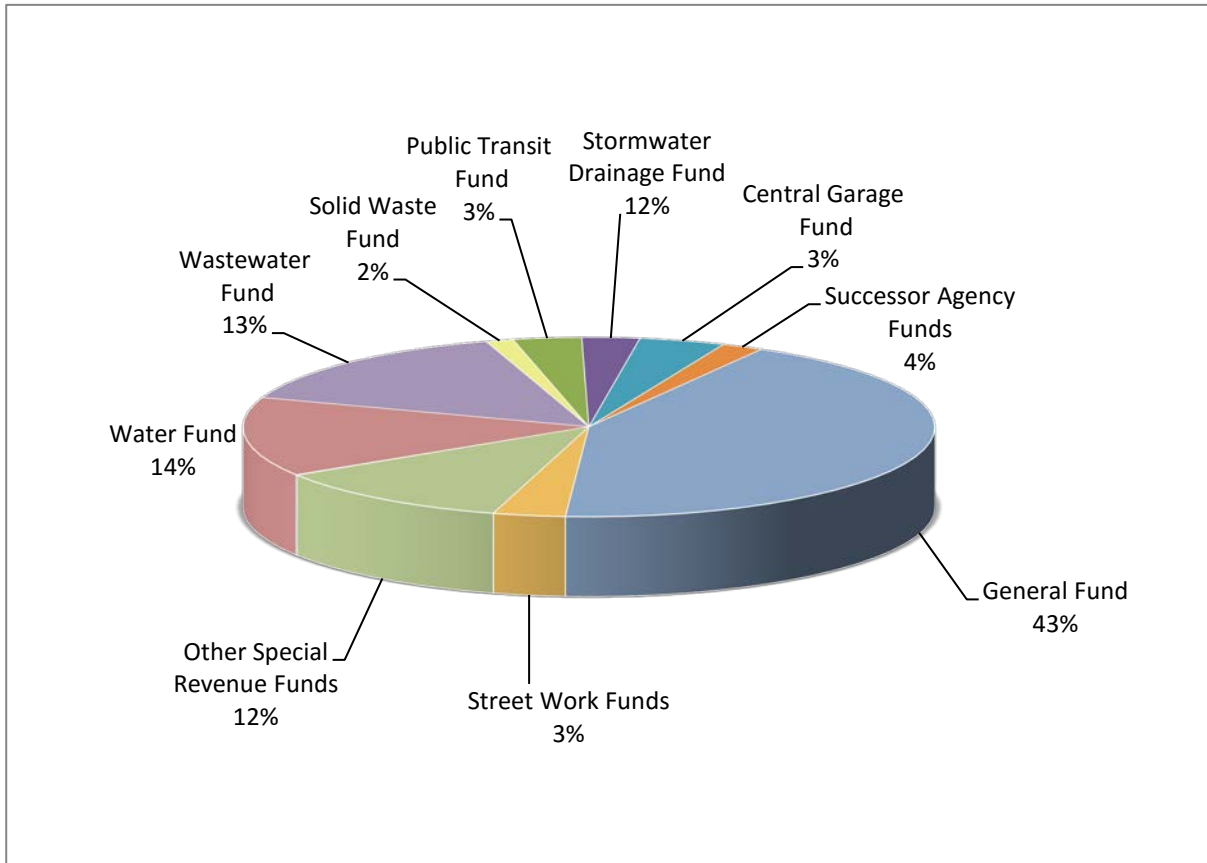


## BUDGET GRAPHICS AND SUMMARIES

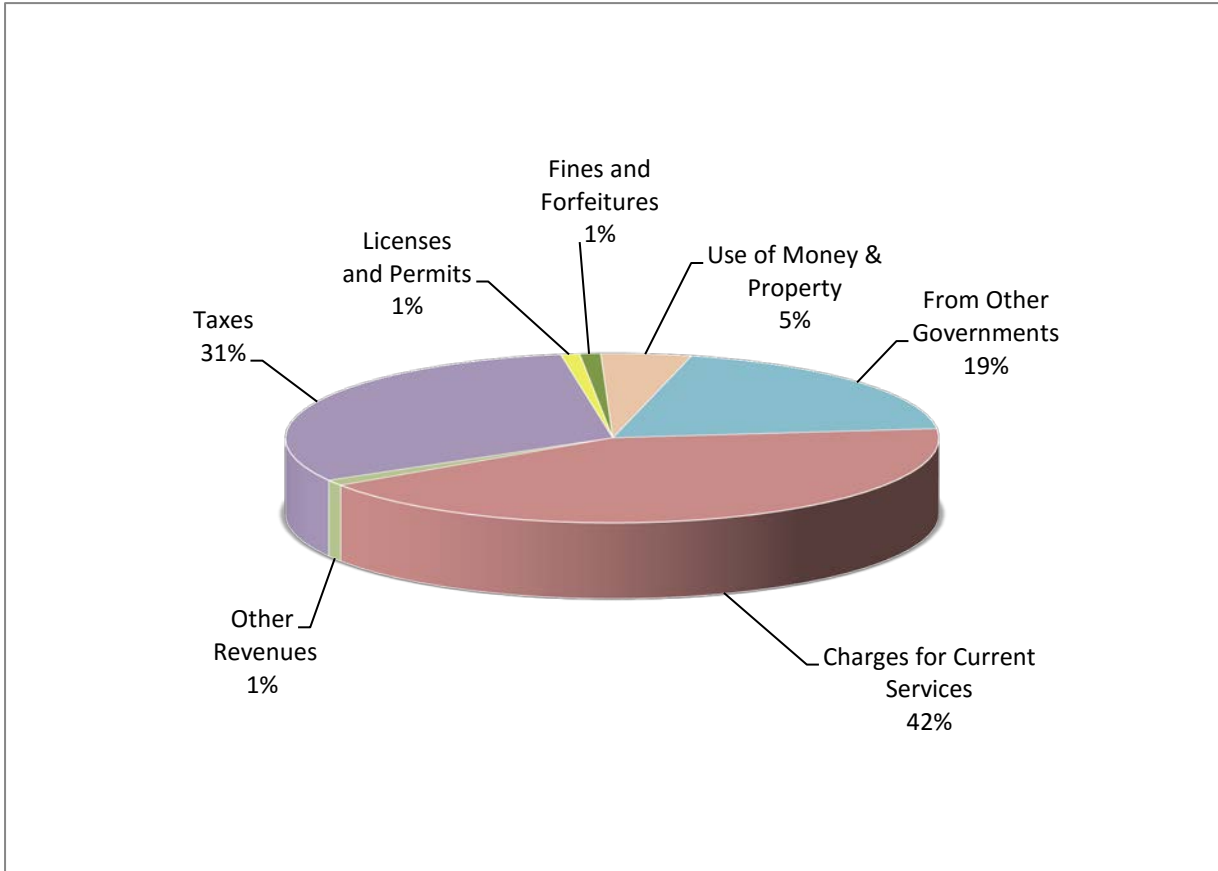
### Summary of Revenues by Fund



	<u>Actual 2013-14</u>	<u>Actual 2014-15</u>	<u>Estimated 2015-16</u>	<u>Adopted Budget 2016-17</u>
General Fund	\$ 12,461,326	\$ 13,775,903	\$ 13,261,225	\$ 14,079,561
Street Work Funds	1,186,608	2,356,125	4,785,700	1,109,100
Other Special Revenue Funds	2,652,007	2,179,665	3,818,925	3,784,160
Capital Outlay Fund	143,041	6,410	31,000	1,500
Special Assessment Funds	31,037	31,152	32,205	32,205
Water Fund	3,489,094	4,290,527	4,230,200	4,695,500
Wastewater Fund	3,703,549	4,080,317	4,452,990	4,907,000
Solid Waste Fund	400,830	486,963	386,500	425,000
Public Transit Fund	2,045,079	1,237,898	1,172,525	1,053,810
Stormwater Drainage Fund	639,145	818,607	1,221,678	888,923
Central Garage Fund	1,004,080	1,226,110	1,145,131	1,321,414
RDA / Successor Agency Funds	2,629,617	886,386	945,500	642,738
<b>Total</b>	<b><u>\$ 30,385,413</u></b>	<b><u>\$ 31,376,063</u></b>	<b><u>\$ 35,483,579</u></b>	<b><u>\$ 32,940,911</u></b>

## BUDGET GRAPHICS AND SUMMARIES

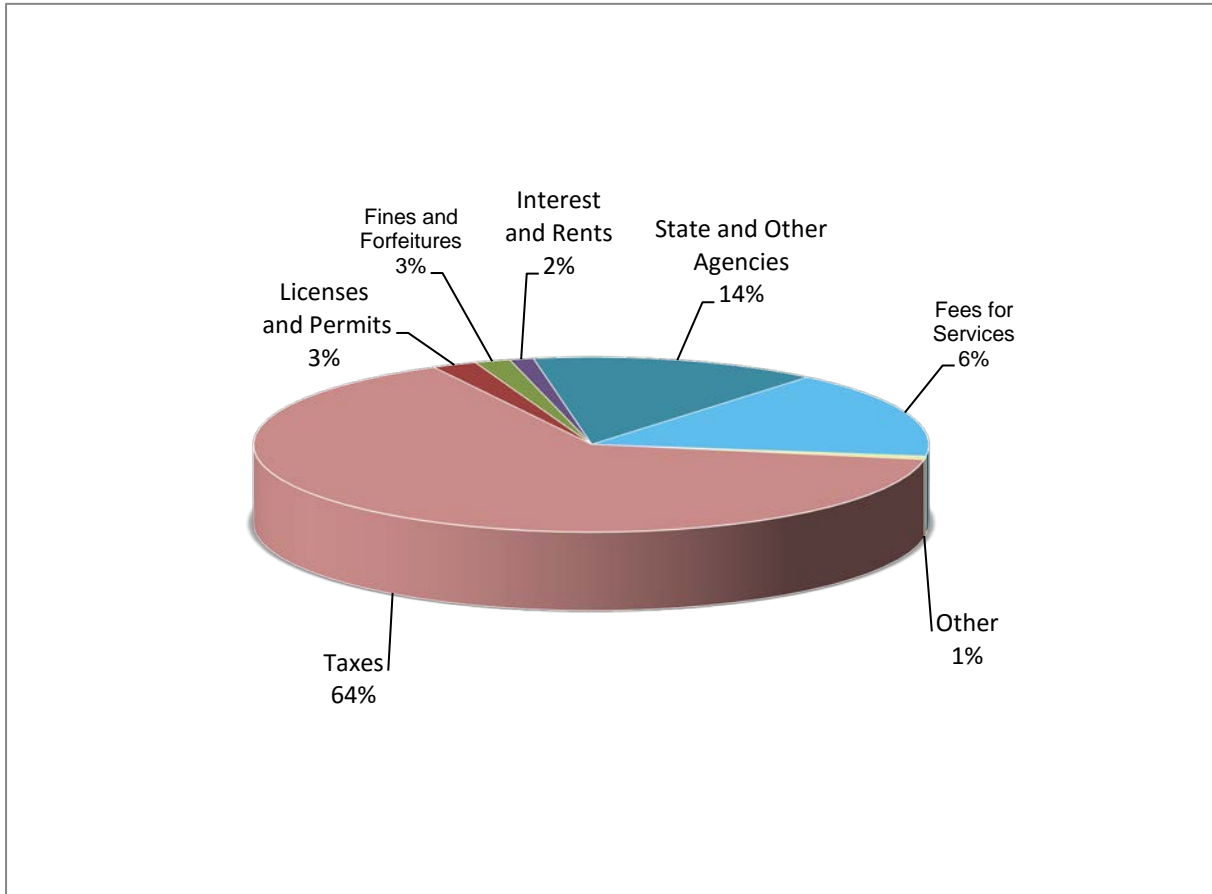
### Summary of Total Revenue by Type



	<u>Actual 2013-14</u>	<u>Actual 2014-15</u>	<u>Estimated 2015-16</u>	<u>Adopted Budget 2015-16</u>
Taxes	\$ 10,673,192	\$ 9,872,103	\$ 9,792,050	\$ 10,137,988
Licenses and Permits	203,952	211,845	208,900	307,700
Fines and Forfeitures	374,228	319,725	365,000	340,000
Use of Money & Property	1,794,922	1,304,310	1,216,505	1,472,365
From Other Governments	4,932,404	6,114,066	10,478,454	6,387,146
Charges for Current Services	11,198,661	12,100,875	12,778,695	13,932,662
Other Revenues	1,208,054	1,453,139	643,975	363,050
<b>Total</b>	<b><u>\$ 30,385,413</u></b>	<b><u>\$ 31,376,063</u></b>	<b><u>\$ 35,483,579</u></b>	<b><u>\$ 32,940,911</u></b>

## BUDGET GRAPHICS AND SUMMARIES

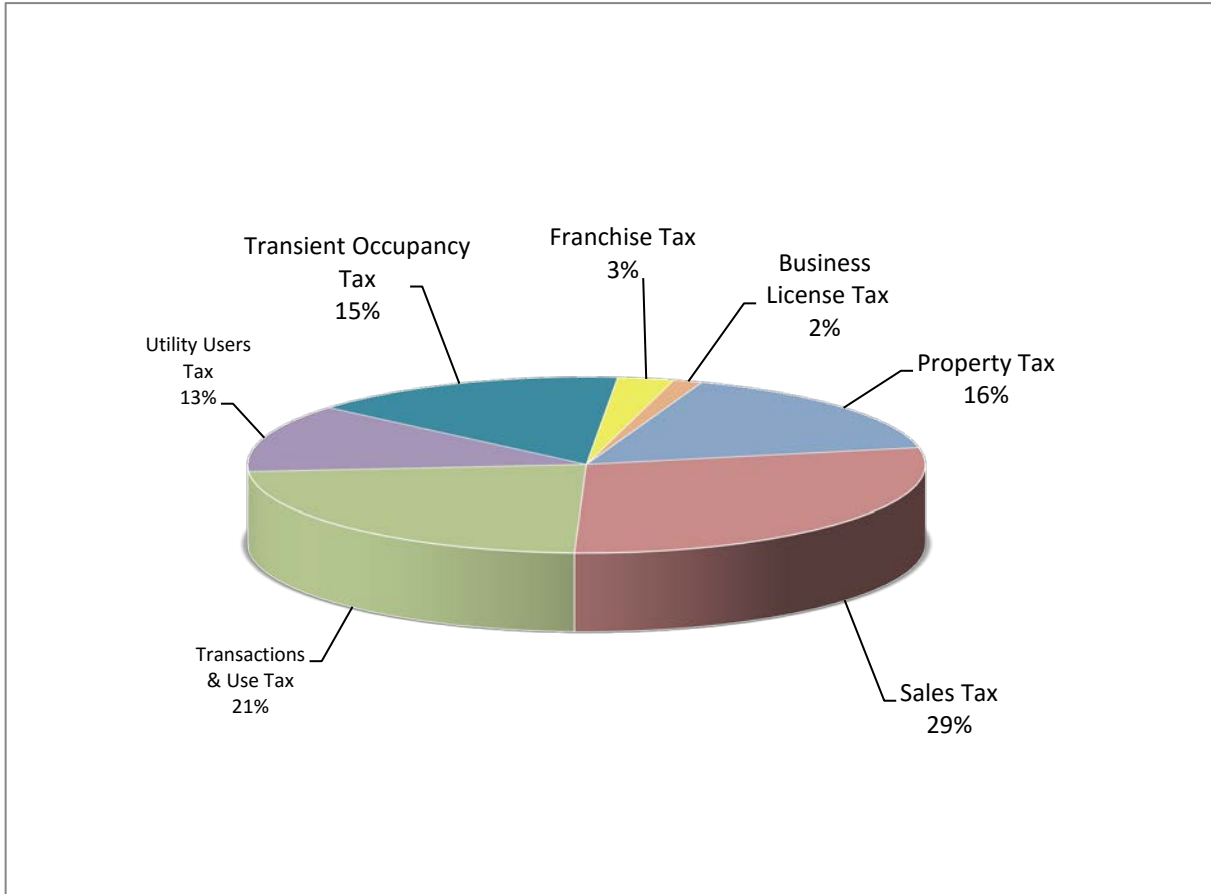
### General Fund Revenues by Type



	<u>Actual 2013-14</u>	<u>Actual 2014-15</u>	<u>Estimated 2015-16</u>	<u>Adopted Budget 2016-17</u>
Taxes	\$ 7,767,016	\$ 8,784,457	\$ 8,672,550	\$ 9,078,050
Licenses and Permits	199,885	209,230	203,600	300,000
Fines and Forfeits	238,336	235,266	265,000	240,000
Interest and Rents	165,947	190,531	166,400	160,500
State and Other Agencies	1,538,864	1,801,917	1,639,076	1,940,913
Fees for Services	2,304,340	2,267,838	2,237,749	2,273,748
Other	246,938	286,664	76,850	86,350
	<u>\$ 12,461,326</u>	<u>\$ 13,775,903</u>	<u>\$ 13,261,225</u>	<u>\$ 14,079,561</u>

## BUDGET GRAPHICS AND SUMMARIES

### General Fund Revenues From Taxes



	<u>Actual 2013-14</u>	<u>Actual 2014-15</u>	<u>Estimated 2015-16</u>	<u>Adopted Budget 2016-17</u>
Property Tax	\$ 784,467	\$ 1,479,025	\$ 1,300,050	\$ 1,485,050
Sales Tax	2,094,909	2,345,912	2,400,000	2,600,000
Transactions & Use Tax	2,059,848	2,086,505	2,100,000	2,100,000
Utility Users Tax	1,217,352	1,213,323	1,200,000	1,140,000
Transient Occupancy Tax	1,240,749	1,298,523	1,302,500	1,383,000
Franchise Tax	246,977	238,448	245,000	245,000
Business License Tax	122,714	122,721	125,000	125,000
	<u>\$ 7,767,016</u>	<u>\$ 8,784,457</u>	<u>\$ 8,672,550</u>	<u>\$ 9,078,050</u>