



Creating Community
Through People, Parks and Programs

Arcata Parks and Recreation 2012 Annual Report

Special thanks to our participants, community partners, volunteers, staff,
other city departments, the Parks and Recreation Committee
and City Council for making our year a success.

Arcata Parks and Recreation Annual Report 2012

Table of Contents

Parks and Recreation Divisions Year 2012 Overview	2
Creating Community Through People, Parks and Programs	3
The History of Parks and Recreation in Arcata	4
Recreation Division	5
Programs, Classes and Community Events	
Participant Demographics	
Youth Development Scholarship Fund	
Personnel	
Parks and Facilities Division	14
Parks and Fields	
Buildings	
Personnel	
Special Events, Film Permits, Plaza Vending and Bayside Park Farm	18
Grants and Donations	19
Collaborations and Community Partners	20
Parks and Recreation Committee	23
Appendices	24



Parks and Recreation Divisions Year 2012 Overview

The Parks and Recreation Divisions impact the lives of many people. Easily tracked are those individuals who utilize our Recreation Programs throughout the year. Other individuals who are served through Parks and Recreation include the thousands who use the parks, sports fields, and buildings throughout the year.

<u>Participant Overview</u>	<u>2010</u>	<u>2011</u>	<u>2012</u>
Total Recreation Program and Event Participants ¹	15,757	18,117	19,799
Contract Class Participants	631	689	1,117
Total Registered Participants ²	1,942	1,861	2,151
Resident Participants	963	958	1,092
Non-Resident Participants	963	903	1,059
Special Event Participants ³	90,691	91,980	84,525
Summer Camp Participants ⁴	1,228	1,706	1,969
Youth Development Fund (YDF) Participants ²	405	553	504 ⁶
Field Use Participants (check email & report)	1,705	930	3,018
Field Use Spectator Attendance (see above)	49,500	50,232	48,935

<u>Facility Use Hours</u>	<u>2010</u>	<u>2011</u>	<u>2012</u>
Total Field Reservation Hours	2,785	2,963	2,593
Total Building Hours ⁵	12,979	14,087	13,382
City Hall Operating Hours	1,992	1,992	1,992
Transit Center Operating Hours	2,070	2,070	2,070

<u>Revenue Overview</u>	<u>2010</u>	<u>2011</u>	<u>2012</u>
Recreation Program and Event Revenue	\$269,718	\$285,495	\$326,932
Non-Resident Fees	\$10,773	\$12,544	\$14,641
Contract Class Revenue	\$20,976	\$20,478	\$35,709
Youth Development Scholarship Fund Usage	\$14,221	\$18,269	\$11,940
Total Field/Court Revenue	\$62,587	\$56,855	\$57,815
Total Building/Facility Revenue	\$61,491	\$61,118	\$56,895
Parks and Recreation Grants/Donations	\$57,512	\$39,887	\$45,015
Bayside Park Farm Revenue	\$11,197	\$16,803	\$26,200
Special Event Revenue	\$10,525	\$10,175	\$9,325
Film Permit Revenue	\$2,560	-	-
Plaza Vending Revenue	\$945	\$5,114	\$2,273
Park and Building Vandalism Costs	\$14,055	\$141,548	32,245

See full report and appendices for detailed information

¹ – Recorded number of participants. Includes Programs, Birthday Parties, Summer Camps, Contract Classes, and Community Events. Does not include field/building users, or sport spectators.

² – Participants registered for programs, contract classes, and camps using Rec-Trac. Many participants register for multiple sections. Repeat registrations are reflected in Total Recreation Program and Event Participants.

³ – Based on estimates provided by event planner on Special Event Permit forms.

⁴ – Includes all summer camps offered for the corresponding year.

⁵ – Includes Rentals, Recreation, and other city department use of the Arcata Community Center, Redwood Lodge, Redwood Lounge, Stage, Picnic Areas, D Street Neighborhood Center, Library Conference Room, Judo Hut and the Arcata Marsh Interpretive Center.

⁶ – This number reflects a change in YDF tracking resulting in greater accuracy.

Parks and Recreation

Creating Community Through People, Parks and Programs

The primary focus of the Parks and Recreation Divisions is to enrich individuals, families and our community through the provision of services, facilities, and programs that improve the quality of life for our citizens.

The Arcata Parks and Recreation Divisions exist to:

CREATE COMMUNITY

- ◆ Strengthen community image and sense of place
- ◆ Support economic development
- ◆ Protect environmental resources
- ◆ Facilitate community problem-solving
- ◆ Increase cultural unity

PROMOTE HEALTH AND WELLNESS

- ◆ Create an active and healthy community through diverse and innovative recreation programming
- ◆ Provide space to foster human development
- ◆ Provide space to learn & play, space to be safe & secure, and a space to create & imagine

FOSTER YOUTH DEVELOPMENT

- ◆ Provide youth with a variety of experiences to nurture individuality, spark imagination, encourage cooperation, and build the skills needed for success in the next stage of development

The Arcata Parks and Recreation Divisions provide essential community benefits including:

- ◆ Healthier residents
- ◆ Sense of well-being in the community
- ◆ Safer neighborhoods
- ◆ A higher quality of life
- ◆ Increased property values
- ◆ Opportunities for youth, adults, and seniors to participate in programs and events
- ◆ Partnerships with other agencies, public and private
- ◆ Cultural expression and unity



The History of Parks and Recreation in Arcata

In 1968 the Arcata Recreation Commission became the Parks and Recreation Commission, an advisory body to the City Council. In 1976 a full-time Recreation Department Director was hired and in 1977 the Parks Department combined with the Recreation Department to form the Parks and Recreation Department. Due to financial constraints, the Director position was cut from the 1993/94 budgets. At that time, the Parks Superintendent began reporting to the Public Works Director. The Recreation Division Manager reported to the City Manager until November 2000 when the Recreation Division was incorporated into the Environmental Services Department.



Recreation Division

The Recreation Division provides a wide array of programs and services to the public. In addition to supporting our own programs and facilities, the Recreation Office serves as a clearinghouse for information regarding activities and services offered by other City Departments and local service providers. The Recreation Division continues coordinating the city's Special Events and Film Permitting process, Plaza Vending Permit process and introduced the Bayside Park Community Garden application process in 2010.

Programs, Classes and Community Events



The Recreation Division administers many programs, classes, and community events throughout the year. Some of the programs are seasonal, such as Redwood Day Camp, Arts in the Afternoon, and Youth Basketball. Year round programs include Gymnastics, Drop-In Activities, the All Seasons Orchestra, and a wide variety of both youth and adult contract classes. All of our Recreation programs are coordinated by city staff.

Recreation Division programs and classes generated \$326,932 in total revenue during 2012. For a financial overview of programs and community events, see Table A. Many children and adults register for classes or programs multiple times throughout the year. In April 2012, the Recreation Division introduced online registration to better serve community members. Online registration was utilized in 12% of registration transactions in 2012.

Financial Overview of Programs and Community Events – Table A

<i>Classes and Programs</i>	<i>Participants</i>	<i># Classes</i>	<i>Revenue</i>	<i>Expenses</i>	<i>Net Revenue</i>
Creating Community					
All Seasons Orchestra	55	Ongoing-weekly	\$900	\$425	\$475
Bayside Park Community Garden	27	Ongoing	\$1,825	-	\$1,825
Bike Rodeo	83	1 day	Public Works - \$358	\$358	-
Bocce Ball Leagues	39	8 days	\$476	\$354	\$122
Bowl of Beans Benefit	654	1 day	\$3,886	\$1,935	\$1,951 to Arts in the Afternoon
Piano	22	22 weeks	\$1,405	\$843	\$562
Dog Training	45	36 days	\$3,255	\$2,336	\$919
Halloween Carnival	552	1 day	\$687	\$268	\$419 to YDF
Holiday Craft Market	1,100	2 days	\$7,697	\$930	\$6,767 to YDF
Lemonade Day	49	1 day	-	-	-
Ropes Course/Canopy Tour	2001	200 tours	\$4,913	\$1,102	\$3,811

<i>Classes and Programs</i>	<i>Participants</i>	<i># Classes</i>	<i>Revenue</i>	<i>Expenses</i>	<i>Net Revenue</i>
Health and Wellness					
Core Training Holly's classes	22	89 days	\$289	\$173	\$116
Drop-In Activities	3,223	332 days	\$7,783	\$3,138	\$4,645
Gymnastics	1,227	36 weeks	\$26,225	\$17,390	\$8,835
Hatha Yoga	62	44 days	\$3,089	\$2,162	\$927
Junior Sports Club	16	12 days	\$567	-	\$567
Jujitsu, Adult	213	101 days	\$4,703	\$3,292	\$1,411
Jujitsu, Youth	198	101 days	\$3,789	\$2,652	\$1,137
Pee Wee Sports Camp	102	4 weeks	\$7,970	\$2,844	\$5,126
Tennis	59	4 weeks	\$2,205	\$1,543	\$662
Ultimate Frisbee League	35	6 weeks	\$975	\$526	\$449
Youth Basketball	399	9 weeks	\$25,887	\$15,928	\$9,959
Youth Samurai Training	282	101 days	\$4,390	\$2,975	\$1,415
Youth Volleyball	48	9 weeks	\$2,634	\$396	\$2,238
Zumba	153	91 days	\$7,064	\$4,114	\$2,950
Youth Development					
Adventure Camp	63	5 weeks	\$5,239	\$6,254	<\$1,015>
Arcata Break Camp	150	16 days	\$9,757	\$4,434	\$5,323
Art Camp/ Young Creators Art Camp	196	8 weeks	\$12,887	\$7,323	\$5,564
Arts in the Afternoon	991	145 days	\$5,593	\$10,612	<\$5,019>
Birthday Parties	333	35 days	\$3,050	\$2,128	\$922
Dance Camp	82	5 weeks	\$6,367	\$3,612	\$2755
Leader-In-Training	174	12 weeks	\$1,613	\$260	\$1,353
LEGO FUNdamentals	41	25 days	\$3,740	\$2,992	\$748
Marsh Explorers Camp / Young Explorers Camp	109	7 weeks	\$8,205	\$6,010	\$2,195
Musikgarten	20	28 days	\$1,780	\$1,068	\$712
Natural Resources Science Camp	90	5 weeks	\$11,350	\$9,259	\$2,091
Play Center	5,729	157 days	\$13,715	\$10,734	\$2,981
Redwood Day Camp	1,041	10 weeks	\$111,015	\$64,754	\$46,261
Skate Camp	114	5 weeks	\$9,649	\$3,552	\$6,097
Yearly Totals	19,799	-	\$326,932	\$198,676	\$127,898

CREATING COMMUNITY

All Seasons Orchestra

The All Seasons Orchestra is comprised of musicians of all ages, ranging from 11 to 90 years old. Orchestra membership increased in 2012 with an infusion of young people. The Orchestra, which includes string,



woodwind, brass, and percussion, rehearses at the D Street Neighborhood Center year round and performs in local concerts that are free to the public. This year the Orchestra performed three concerts for audiences ranging from 75-100. The group elects a volunteer coordinator annually and is directed by a volunteer conductor to keep the grassroots atmosphere originally established by the Roddens.

Bayside Park Community Garden

Individuals and families can rent 4 foot by 25 foot garden plots for the purpose of growing organic fruit, vegetables and flowers for non-commercial use. Each plot is rented for \$75 per year for Arcata Residents and \$85 for non-residents. In 2012, plots were rented to 27 gardeners. The final plan, approved by the City's Parks and Recreation Committee, includes 58 plots.

In 2012, the garden hosted four free workshops open to the entire community, as well as, community gardeners. The first was led by Deborah Giraud from the UC Davis Cooperative Extension entitled, "Strawberry Growing and Organic Fertilizing." Three additional workshops were led by Levon Durr of North Coast Permaculture Guild dealing with topics such as insect and pest management, sheet mulch and cover crop, and winter garden bed preparation. The Permaculture Guild also hosts two community beds at the garden to showcase best practices and offer community gardeners information on plants that grow best in our region at different times throughout the year.

Bike Rodeo

On Sunday, May 20th the 6th annual Bike Rodeo was held on the Plaza. The event was made possible through the efforts of 28 youth volunteers from Arcata High School and seven experienced adult volunteers. This free event provided children with proper bike safety instruction. Along with general bike safety tips, youth were provided with free bike and helmet inspections from Pacific Outfitters, assorted skill building activities, and an interactive "rodeo" course to test their new skills. 83 youth participated in the event. New this year were the addition of bikes available to be "borrowed" at the event. This enabled youth without bikes to participate in the activities of the day as well.



Bocce Ball Leagues

The Summer Bocce League ran for seven weeks and was open to players ages 13 and older of all ability levels. Seven teams of two players met on Thursdays to compete at the Bocce Courts in Larson Park. The League provided a learning opportunity to those new to the sport and gave seasoned players an opportunity to share the love of the game. Additionally, the Recreation Division partnered with Humboldt Special Olympics and Humboldt State University to coordinate the First Annual Bocce Bonanza for local High School students with differing abilities. This one-day event included 12 teams compromised of 26 participants.

Bowl of Beans Benefit

The 12th Annual Bowl on Beans benefit took place on Monday, January 16th. This year we had the opportunity to celebrate the renaming of Community Park way to Martin Luther King Jr. Parkway. This event had over 654 participants for an evening of beans, rice, guest speakers, and performances by various musicians. The event was made possible by 170 volunteers including 116 volunteer performers from the Arcata Interfaith Gospel Choir and Children's Choir, Samba de Alegria and Baba Jamal Koram. Teens from the Arts in the Afternoon program crafted bowls that were sold at the event. Arts in the Afternoon participants set up, served food, and cleaned up after the event was over. This event acts as a shared fundraiser with Arcata Elementary School and was sponsored by the City of Arcata, News Channel 3, and Arcata Elementary School. Revenue from this fundraiser for Arts in the Afternoon totaled \$1,951.

Halloween Carnival

The 12th Annual Halloween Carnival, like previous years, was a very successful event for the Recreation Division. The event was hosted in partnership with HSU Recreation students. Over 552 people attended the event at the Arcata Community Center on Wednesday, October 31st. Tooth AmeriCorps hosted a booth. The event offered a warm, safe and fun alternative to trick-or-treating and was made possible with the assistance of 52 volunteers. This year's carnival featured an Out of this World theme, which was enjoyed by all. This event raised \$419 for the Arcata Recreation Youth Development Scholarship Fund.



Holiday Craft Market

The 13th Annual Holiday Craft Market was held on Saturday, December 8th and Sunday, December 9th. 24 handcrafted items were donated by vendors and awarded to 4 lucky raffle ticket. City of Arcata employees donated handcrafted items with proceeds benefiting the Youth Development Fund. The market continues to grow in popularity with approximately 1,100 shoppers attending the two-day market. 47 vendors were on hand to share their crafts with the community. Shoppers enjoyed browsing for jewelry, hand crafted clothing, hand-blown glass, puzzles, pottery, and more. Additionally, youth from the Arts in the Afternoon program sold handmade items and raised \$213 for the program. This year's entertainment included volunteer performances by 25 musicians including the Humboldt Music Academy Flute Ensemble, Michael Kavanaugh, Coastal Grove Violinist, Redwood Coast Alumni singers and Wally Cooper. The proceeds from the event, totaling \$6,767, supported the Arcata Recreation Youth Development Scholarship Fund.

Lemonade Day

On June 2nd, local youth participated in a nation-wide event teaching entrepreneurial skills such as how to set business goals, develop a business plan, establish a budget, seek investors, provide customer service, save for the future, and give back to the community. Youth learned the basic principles of business in a hands-on, active way through developing a lemonade stand. The Recreation Division provided participants with a business license for the day.

Ropes Course and Canopy Tours

In partnership with North Coast Adventure Centers, the Recreation Division continued programming for the Arcata Ropes Course. Located at Redwood Park, this course provides the community with a resource for team building, personal development, learning, and expanding one's experiences as an individual or teammate. Redwood Canopy Tours, completed in 2009, are offered for individuals who would like to experience the power and beauty of the Redwoods through climbing, zipping, and rappelling.




In 2012, we led 135 private tours serving 792 participants. Additionally, the city's summer camp programs were able to utilize the Ropes Course for ten weeks over the summer. These camps included the Redwood Day Camp which engaged in 50 courses over 10 weeks serving 1,041 participants, Adventure Camp which served 63 participants twice a week for 5 weeks and Natural Resource Science Camp which served 16 participants during the camp's Forestry Week. We continued Community Days throughout the Spring, Summer, and Fall to make the Ropes Course more accessible to local community members of all ages. This year we have held two Family Days with 17 participants and two Canopy Tours serving 22 participants. In 2012 we led a total of 200 tours serving 2,001 participants.

PROMOTING HEALTH AND WELLNESS

Drop-In Activities


This year, the Recreation Division offered over 20 hours per week of Drop-In programs. Youth and adults participate in basketball, volleyball, table tennis, badminton, bridge, scrabble, chess, song circle, samba drumming and a monthly drop-in time for radio controlled vehicle operators. Seven volunteers facilitated several of these programs. The fee for this program is \$3 for adults and \$1 for youth, per day.



Gymnastics

The gymnastics program offers ongoing sessions throughout the year. The Gymini Crickets program, for children 15 months - 6 years of age, is a movement program using gymnastics-related skills and games to encourage the development of social skills, flexibility, strength, and coordination. Classes are held in the Judo Hut. The Artistic Gymnastics program, held at the Arcata Community Center, serves children 7 - 18 years of age. Students become familiar with the Olympic gymnastics skills. To celebrate and demonstrate all they have learned, gymnasts have the opportunity to participate in our annual winter and spring performances.

New in 2012, Friday Night Flips offered 6-12 year olds an opportunity to drop in and play at the Arcata Community Center Gymnastics Room. In addition, the Saturday morning drop-in program at the Judo Hut continued to gain momentum. There were 1,227 registrants in gymnastics for the entire year. Revenue totaled \$26,111 with net revenue of \$8,721 after deducting payroll, supply, and training expenses.



Junior Sports Club


This sports program offers young children 4-6 years old an introduction to popular sports. Fundamental athletic skills and team play concepts were taught with an emphasis on skill development and having fun.

Pee Wee Sports Camp

This year we offered four weeks of Pee Wee Sports Camp for ages 4 - 6. This very popular camp was held at the Arcata Community Center, 102 children were introduced to the basics of all major sports through games and fun activities.

Ultimate Frisbee Summer League

An Ultimate Frisbee Summer League was offered again in 2012. The League, which ran July 12th - August 16th, was comprised of over 35 participants divided into four teams. Each team had six league games during the season.



Youth Basketball


The Youth Basketball Program served 399 youth between 1st and 12th grade on 42 teams. In all, there were nine divisions, split by age and gender, with a 9th-12th grade boys division. Revenue was generated through registration fees of \$55 per child (\$65 non-resident) and sponsor fees. This season, 18 sponsors donated \$225 each for the privilege of having their name on team shirts and being included in advertising. Net revenue was \$25,887.

The annual "Silent Weekend" took place again this year in an effort to promote positive sportsmanship among spectators. Fans were encouraged to show their support by clapping while refraining from all verbal cheering.

Each team practiced weekly at the Arcata Community Center and played games every Saturday throughout the nine-week season. In addition to the Arcata Community Center; Pacific Union School and Sunny Brae Middle School were used for the games. The Recreation Supervisor serves as the program coordinator and supervised 29 paid staff and 48 volunteer coaches.

Youth Volleyball

Brand new and very popular in 2012! With classes divided into beginning/intermediate and advanced, girls in 5th – 12th grade learned proper techniques and improved current skill levels for a total of 9 weeks. The program maxed enrollment with 48 participants and several on the waiting list. This program was facilitated in collaboration with Arcata High School Volleyball Coaches.



FOSTERING YOUTH DEVELOPMENT

Adventure Camp

This camp serves 10 to 14 year old adventure seekers and was held during five weeks this summer. New camp themes included Wilderness Survival, Tracking, Navigation and Orienteering, Fire Safety and Cooking, and Adventure Prep. These themed weeks included skill development in shelter building, knots, climbing and rappelling, water rescue, hiking, track identification, compasses, maps, GPS, fire building, camp safety, backpacking, and first aid. In addition, the U.S. Coast Guard/Air Station Humboldt Bay delighted Adventure Camp participants this summer with a unique opportunity to practice evacuation skills. Campers flagged down the Coast Guard MH-65 and prepared an S.O.S. for the hovering helicopter and crew upon arrival. This summer Adventure Camp participants were also able to utilize the Humboldt State University Kinesiology pool for weekly raft build exercises.



Arcata Break Camps

For the third year the Division offered camps during school breaks. An art centered camp, for kindergarten through sixth graders, was held during Thanksgiving, Winter and Spring Breaks at the Teen Room in the Arcata Community Center. The camp was offered as half-day (9am – 1pm or 1pm-5pm) or full-day (9am – 5pm), with extended care starting at 8am and ending at 5:30pm at no additional charge. New in 2012 the Division offered a drop-in, pay by the day, option as well. This successful camp had a total of 150 registrants, participating in daily directed art lessons, dance instruction, and theater play.


Art Camp/Young Creators Art Camp

Art Camp provided fun art experiences for youth ages 7-14 years. This year the camp was hosted at the Arcata Community Center. This camp is a fun and supportive environment for youth to explore their creativity. Five weeks of camp were offered with 122 children attending throughout the summer. Two Co-Directors worked to create a fun atmosphere where kids worked on a variety of art projects that included watercolor, paper making, and marble paintings.

This summer we offered three weeks of Young Creators Art Camp. Young Creators is an art camp specific for ages 4-6 years. 74 participants learned basic drawing techniques and created many crafts.

Arts in the Afternoon

Arts in the Afternoon is designed to provide a positive alternative for youth in 6th - 12th grades during the afterschool hours. Arts in the Afternoon offers an art studio where participants can be safe and creative and is supported, in part, through the efforts of the youth. This past year the students raised funds selling handmade ceramic bowls, Bowl of Beans raffle tickets and handmade items during the Holiday Craft Market. Fundraisers that were held throughout the year raised a total of \$2,752 for the program. Arts in the Afternoon also created an alien theme room including cupcake decorating for the Out of this World Halloween Carnival. \$2,403 was received from the Humboldt State Work-Study Program. Five individuals volunteered their time and talents to this program in 2012.



Birthday Parties

Arts, Gaming, Sports, and Gymnastics birthday party themes were offered again this year. Two staff members supervise games, crafts and activities during a two-hour party. The Recreation Division provides the facilities, supervision and fun, while the parent supplies the guests and refreshments. We offer families birthday celebrations with no stress and no mess.

Dance Camp

Brand new in 2012! Open to dancers of all levels, campers were able to experiment with different dance styles while working on core competency at the Redwood Lounge in Redwood Park. Five week sessions of Ballet, Jazz, World, and the wildly popular Hip Hop, which was extended out from one to two weeks in response to demand, were provided. Each week concluded with a Friday All Camp Performance.

Leader-In-Training

Leaders-In Training work with youth ages 4-12, helping plan and lead activities, games, fieldtrips, and more. LITs earn community service hours while acting as role models to our campers. Teens leave the program with job experience, professional references, and a summer of positive memories. All summer camps utilized the help of Leaders-In-Training. Additionally, this past summer the Leader-In-Training program offered participants the unique opportunity to spend a day learning to sail and appreciate the wonders of our bay with Humboldt Bay Sea Scouts. A total of 174 registrants, ages 13 – 17 years of age, gained first hand work experience through the Leader-In-Training program.



Marsh Camp/Young Explorers Camp

For the second year two camps were offered at the Arcata Marsh Interpretive Center. Themes focused on the marsh habitat. Three weeks of Young Explorers Camp was offered for 4 – 6 year olds as well as an additional week of Marsh Explorers Camp for youth 7 – 9 years totaling four. 109 youth investigated the natural world through experiments, individual projects and engaging science learning.

Natural Resources Science Camp

This summer, five weeks of Natural Resources Science Camp were offered for youth ages 9 - 12 years of age. Each week had activities and field trips that focused on a theme of Forestry, Aquatics and Fisheries, Wildlife,



Alternative Energy, Air and Space, and the newly added Sustainable Agriculture. The camp takes place at HSU and is highly collaborative with local organizations and agencies that contributed their time and energy to make the camp a success. These organizations and agencies include Friends of the Dunes, Friends of the Arcata Marsh, Green Diamond Resource Company, the Redwood Sciences Lab, the Potawat Indian Health Village, Mad River Fish Hatchery and many more.

Play Center

In partnership with First 5 Humboldt, the Arcata Play Center offered a safe comfortable environment for families to meet and share parenting and play experiences with their infants and children up to five years of age. Play Center meets at the D Street Neighborhood Center on Mondays, Tuesdays and Wednesdays from 10am – 12pm. A \$3 daily drop-in donation per child is requested, but not required, to attend Play Center. Throughout the year, families were provided with workshops addressing nutrition, car seat safety and pre and postnatal exercise classes. This year four volunteers assisted the program. In 2012 Klean Kanteen donated 25 canteens to Play Center for use during snack time.

Redwood Day Camp

The Recreation Division finished another year of Redwood Day Camp on a very successful note. Full-day and half-day spots were available. The fee for full-day camp was \$125/week (\$135 non-resident), and \$90/week (\$100 non-resident) for half-days. A total of 990 youth participated in a number of daily activities including arts & crafts, games and fieldtrips. Redwood Day Camp also held two overnights at Redwood Park serving 51 youth on July 13th and August 4th.



The City of Arcata again partnered with North Coast Adventure Centers to offer high and low element Ropes Course activities one day a week for the ten weeks of Redwood Day Camp. In addition children had an opportunity to swim weekly at the Arcata Pool and also go on fieldtrips to places like Los Bagels, Patrick's Point State Park, Larson Park, the Natural History Museum and were visited by the Humboldt Wildlife Care Center. In 2012 a Redwood Day Camp t-shirt was designed by Jon Nordberg, Arts in the Afternoon teen, and included in the registration fee. T-shirts were worn on fieldtrips to identify campers.

Redwood Day Camp also serves as a distribution site for the USDA and Department of Education's Summer Food Service Program. A total of 784 lunches were served, free of charge, to local youth. Not only does Redwood Day Camp provide affordable summer care for working parents, the program also employed twelve full-time seasonal staff.

Skate Camp

Skate Camp allowed youth of all skill levels to learn how to be safe and have fun at our local skate park. Instructed by our partners at AMPT Skate Shop, this program focused on park safety, etiquette, street and vert riding, and style. An additional week was added from last year to accommodate 114 youth in strengthening their skills during five week-long sessions. A highlight for the camp this summer was a field trip to the Eureka Skate Park.

Contract Classes

A number of classes are offered through the Recreation Division on a contract basis. Contractors plan, organize, supervise the classes, and receive 60-70% of the revenue and is responsible for any expenses associated with the class. The revenue retained by the Division is used to offset the cost of advertising, facility use, registration, and administration. See Table A for more details.



Contract Classes continue to make up a large portion of our class offerings with 1,117 participants for the year. Total revenue for the year was \$35,709. Net revenue, after paying instructors 60-70% of class fees, was \$11,559. Zumba, Piano and music classes for young children were newly offered in 2012. Youth Jujitsu also expanded class offerings to accommodate the growing class sizes.

Participant Demographics

A total of 2,151 adults and children participated in a class or program offered through the Recreation Division in 2012. This does not include adults who participate in Drop-In Activities, local team sports, and spectators. Many people register for more than one class or multiple sessions of the same class. For this reason, the number of service units is much higher than the number of individuals who participated. Participants were predominately female residents this year. Table B has a complete breakdown of participants.

Participant Demographics – Table B

	<i>Female</i>	<i>Male</i>	<i>Total</i>	<i>Resident</i>	<i>Non-Resident</i>
Adult			569		
Youth			1,582		
Total	1,260	891	2,151	1,092	1,059
Percentage	58.58%	41.42%	-	50.77%	49.23%

Youth Development Scholarship Fund

The Youth Development Scholarship Fund provides fee reductions to youth from low-income families. The fund relies solely upon grants, donations, and fundraisers to provide this invaluable service to the community. In 2012 we committed to providing 30% fee reductions to all youth of qualifying families for programs attended throughout the year.


During 2012, 504 scholarships were awarded for classes, programs, and camps providing a total of \$11,940 in assistance. These children attended Gymnastics classes, Summer Camps, Youth Basketball, Arcata Break Camp and Youth Contract Classes. Donations of \$3,400 were received from Humboldt Sponsors, Humboldt Area Foundation, Soroptimist International of Arcata and local residents. The Recreation Division hosted two fundraisers; The Halloween Carnival and the Holiday Craft Market, which together generated \$7,186 for the Youth Development Scholarship Fund.

Personnel

The Recreation Division employed 98 people in 2012. This included three full-time positions, two three-quarter time positions, 93 part-time staff, eight Recreation Interns (one Business Administration Major from Cal Poly San Luis Obispo, one Parks and Recreation Management Major from Northern Arizona University and from Humboldt State University - one Business Administration Major, one Music Major, one Recreation Administration Major, one Wildlife Biology and Conservation Major, one Environmental Management and Protection Major and one Natural Resources Post-Graduate Certificate Program), and twelve contract class instructors. We also had 352 volunteers in programs such as, Youth Basketball, Drop-In Activities, Bike Rodeo, Halloween Carnival, Holiday Craft Market, Bowl of Beans Benefit, Arts in the Afternoon and Play Center.

Parks and Facilities Division

The Parks and Facilities Division is responsible for the design, development, landscaping and maintenance of Arcata City parks and facilities. The Division maintains 29 open spaces totaling 106 acres of community parkland and open space. This system includes neighborhood and community parks, 15 playgrounds, nine athletic fields, special use and linear parks



(tennis, skateboarding, greenways), non-motorized trail systems, family picnic areas, community gardens and farm, the downtown Plaza and undeveloped open space. Appendix 2 lists each City Park and its amenities. Additionally, the Division cleans and/or maintains the landscaping of City buildings, parking lots, pedestrian corridors, roadway and sound-wall landscaping and vegetation management. Vandalism clean up and repair also falls to the Parks and Facilities Division. The cost of vandalism repair totaled \$32,245 in 2012 (See Appendix 3 for a complete listing).

The Parks & Recreation Divisions share the responsibility of renting City facilities and supporting community events, activities and tournaments. The Parks and Facilities Division maintains, prepares and supports the buildings, parks and sports fields and the Recreation Division schedules events and rentals.

Parks and Fields

In addition to the on-going and regular maintenance of our parks, sports fields, landscape areas, buildings and equipment, the Parks and Facilities Division successfully participated in the completion of several capital projects. These included:

PARKS

- Continued Redwood Park Master Planning process.
- Expanded Bayside Park Farm food production and shares.
- Windsong Park playground drainage and equipment repair.
- Community Park/Sports Complex fencing improvements.
- Capital Improvement Program for Parks.

Field Rentals and Use

This year, we were able to accommodate 3,321 hours of the requested 3,321 hours of field time. See the table below for a breakdown of field reservation requests. Often groups call in to check availability prior to submitting a written request and are informed that it is already scheduled. This unmet need is not reflected in the table below. There were 728 hours of rainouts. Therefore, the total field reservation hours for 2012 were 2,593. For complete information regarding field reservations and use refer to Appendix 4.

Total Field Reservations Hours by Field – Table E

	Ball Park	SCN Softball	SCS Softball	SCE Soccer	SCW Soccer	SC 3 rd Soccer	PU	Larson Park	Total
Requested	548.5	665.5	635.5	437.5	385.5	131	469	49	3,321.5
Scheduled	548.5	665.5	635.5	437.5	385.5	131	469	49	3,321.5
Rainouts	34	209	209	48	64	0	164.5	0	728.5

The Parks Division maintains nine sports fields that are used by a variety of groups for practice, tournaments, and league play in softball, baseball, soccer, lacrosse and ultimate frisbee. The City operates four baseball/softball fields: The Arcata Ball Park, Sports Complex North and South and Pacific Union Park. Multi-use fields include the Pacific Union Field (two "under 12"/one full size soccer) and the Sports Complex (two full-size fields/one "under 12").

Many organizations use the fields maintained by the City. User groups include: the Humboldt Crabs, Arcata High School (AHS), Humboldt State University (HSU), Mad River Softball Association (MRSA), Arcata Little

League (ALL), Senior Softball, Arcata Volunteer Fire Dept., Humboldt Giants, Six Rivers Planned Parenthood, Humboldt Renegades, Special Olympics, Humboldt Soccer League (HSL), Slugger Baseball, Football Club Samoa, Mad River Girls Fast Pitch Softball Association(MRGFSA), North Coast Section, Humboldt Renegades, HealthSport, Freshwater School, Pacific Union School, Jacoby Creek School and Mad River Youth Soccer League (MRYSL).

Revenue for field use totaled \$57,815. The most heavily used season was Summer, followed by Fall, and then Winter/Spring. Refer to Table G for more details.

Field Use Revenue by Season – Table G

Winter/Spring	Summer	Fall	Total
\$6,122	\$36,593 (Softball & Soccer- Adult still)	\$15,099 (Softball, Soccer, Baseball)	\$57,815

Buildings

There are seven buildings available for rent through the City: The Arcata Community Center, Redwood Lodge, Redwood Lounge, Arcata Marsh Interpretive Center, D St. Neighborhood Center, the Library Conference Room and the Judo Hut. The Parks and Facility Divisions, in addition to handling all maintenance of these buildings, are responsible for maintenance of City Hall, the Library, Transit Building and Redevelopment Annex.


Building projects for 2012 included:

- Reroofed and painted Intermodal Transit Facility.
- Reroofed City Hall – City Manager’s Office Complex
- Remodeled, renovated and painted the Arcata Resource Center.
- Painted the Community Development Annex.
- D Street Neighborhood Center addition.
- Arcata Community Center Teen Room floor and entrance awnings



Building Rentals and Use

During 2012, city buildings were used for a total of 13,382 hours. Over 35,570 people attended events held at the Arcata Community Center, Redwood Lodge, Library Conference Room, Redwood Lounge, Larson Park Gazebo, the D St. Neighborhood Center, the Judo Hut and the Arcata Marsh Interpretive Center. Revenue generated from these building rentals totaled \$56,945. Building rentals accounted for 1,590.5 hours of use. City programs and events used the facilities 9,185 hours. The Arcata Marsh Interpretive Center was open for 2,756.5 hours. Table C shows the number of hours each facility was used and the revenue generated from building rentals. For a complete breakdown of facility use by building, see Appendices 5-9.



Arcata Community Center

The Arcata Community Center was the site for many programs, activities, and community rentals this year. Throughout the year the facility was scheduled for 6,580.5 hours of use. Of that, 861.5 hours were for community events such as wedding receptions, graduation parties, and fund-raisers for local non-profit agencies. Net rental revenues totaled \$43,021 for the year. The Recreation Division held 2,949 hours of classes or programs while other departments and joint use partners used the building

45 hours for meetings. The Senior Resource Center scheduled 2635 hours of activities. This includes the lunch program, exercise classes, Tai Chi, site counseling, health screenings, movies, and card games. See Table D, for a breakdown of the hours used by facility users.

Annual Facility Use, Reservations and Revenues – Table C

Facility	Total Hours	City Use / Snr Program Hours	Rental Hours	# of Rentals	Revenue	Rental Attendance
Arcata Community Center	6,580.5	5,719	861.5	93	\$43,021	26,666
Larson Park Gazebo	74.5	0	74.5	14	\$545	525
Redwood Lodge/ Picnic Area/Stage	951.5	686.5	265	57	\$4,147.50	2,210
Redwood Lounge	513.5	427	86.5	29	\$1,514.50	334
Judo Hut	961.5	961.5	0	0	\$0	0
Library Conference Room	298	155	143	112	\$1,870	2,735
D St. Neighborhood Center	1,246	1,086	160	31	\$5,847	3,100
Marsh Interpretive Center	2,756.5	208	0	0	\$0	0
Total	13,382	9,185	1,590.5	336	\$56,945	35,570

Arcata Community Center Use – Table D

Program	Recreation Programs	Contract Classes	Drop-In Activities	Misc City Meetings	Senior Program	Rental Hours / Schools	Total Hours
Hours	2273	90	676	45	2635	861.5	6580.5

Personnel

The Parks and Facilities Division had ten full-time and 4.5 part-time (FTE employees). In addition, over 100 people volunteered with the Adopt-A-Park Program, California Conservation Corps Youth Workability Program, HSU and several volunteer groups used for ongoing maintenance and community beautification projects.

Special Events

Special Events are community-coordinated events that take place at City parks and facilities. Special Event Permits are required for any event that uses a city park or requires road closures or extra city services. Since November 2006, the Recreation Division Office has been handling the permitting process for the City of Arcata. Many events raise funds for local causes, non-profit agencies, or unique community needs. In addition to raising funds, special events, like Godwit Days and Kinetic Sculpture Race, give Arcata its unique flavor and attract many visitors annually.

While the Recreation Division is responsible for processing the permits, reviewing scheduled use of buildings, and coordinating park use, many other departments provide support for these events. The Parks Division is responsible for facility and park preparation, coordination of sound, electrical and water use, and facility/park clean up. The Public Works and Environmental Services Departments provide fencing and barricades for street closures. The Police Department may step up patrols in neighborhoods or in some cases actually assign officers to events.

In 2012 approximately 84,525 people attended 64 Special Events based on estimates provided by event coordinators during the application process. The actual attendance of special events may be closer to 100,000 because often times the coordinator will underestimate attendance numbers. Special Event Fees totaled \$9,325. See appendix 10 for a complete list of all Special Events in 2012.

Film Permits


Since 2006, the Recreation Division Office has been handling the citywide film permitting process for the City of Arcata. There were no requests for film permits in 2012.

Plaza Vending

Three Plaza Vending spaces became available for the first time in 2009. Plaza Vending revenue for 2012 was \$2,273. Feedback for the Plaza Vending program has been positive from both vendors and citizens. This program helps local start-up businesses by providing affordable rental spaces directly on the Plaza. Sublime Swine, for example, became successful enough to move to a permanent storefront on the Plaza and opened as Luke's Joint and has since opened an additional establishment in Arcata, The Other Place.

Bayside Park Farm

The Bayside Park Farm is the first CSA (Community Supported Agriculture) in Arcata, providing the surrounding community with local and organic produce for 19 years. The farm is funded by the community; shareholders pledge their support in the spring and receive a share of the harvest every week for the growing season. As well as being a running CSA, the Bayside Park Farm is a permaculture park, demonstrating sustainable farming practices and appropriate means of energy use. Over the years, this farm has been managed by many generations of student farmers. Many notable farmers have learned to farm at Bayside Park Farm.



In 2012 the Farm supported 39 shareholders through the growing season (June through October) and 22 "Winter You- Pick" shareholders (November through February). In 2012 the Farm had 23 Interns that volunteered over 2,000 hours of service. In addition, the Farm hosted three workshops and three special events and coordinated school group visits and tours with

seven organizations. The Lead Farmer also participated in the Farmer in the Classroom program and made four visits to local classrooms.

Grants and Donations

Combined, the Recreation & Parks Divisions received \$45,015 in donations and grants during 2012.

The Recreation Division received \$40,015

- ❖ Youth Development Scholarship Fund Donations Totaled: \$10,586
 - ◆ Humboldt Sponsors donated \$1,500
 - ◆ Humboldt Area Foundation \$1,750
 - ◆ Soroptimist International of Arcata donated \$150
 - ◆ Halloween Carnival and Holiday Craft Market Raised (\$419 + 6,767) \$7,186
- ❖ First 5 Humboldt County granted \$10,750 to the Play Center Program
- ❖ Klean Kanteen donated 25 canteens to Play Center, a \$450 donation
- ❖ Youth Basketball Sponsorships totaled \$4,050
- ❖ Six Rivers National Forest donated \$750 toward Natural Resources Science Camp supplies
- ❖ Friends of the Arcata Marsh donated \$187 toward Marsh Camp supplies
- ❖ Humboldt Area Foundation and First 5 Humboldt County granted \$2,000 to the Bayside Park Community Garden
- ❖ Headwaters Fund granted \$7,740 AgriTourism grant in support of building Oyster, Bay, Tasting and Tours
- ❖ Humboldt Area Peace Officers donated \$750 to the Kid's Bike Rodeo
- ❖ Arts in the Afternoon Program Donations Totaled: \$2,752
 - ◆ Halloween Carnival Sales - \$79
 - ◆ Holiday Craft Market sales - \$213
 - ◆ Humboldt Area Foundation grant award - \$500
 - ◆ Martin Luther King Fundraiser - Bowl of Beans, \$1,951
 - ◆ Donation - \$9

The Parks Division received grants and donations for many projects totaling \$5,000

- ❖ Bayside Park Farm \$5,000

Collaborations and Community Partners

The success of many recreation and park activities would not be possible without assistance from community partners who are willing to take the risk of both succeeding and/or failing with us. During 2012, the Parks and Recreation Divisions partnered with the following organizations:

AMPT Skate Shop

Ampt Skate Shop partners with the City to staff, sponsor and provide protective gear for youth during Skate Camp sessions at the Arcata Skate Park.

Adopt-A-Park Program

Through the Adopt-A-Park program, community members and service groups can volunteer their time and resources to perform weekly clean-up, exotic species removal, tree planting, painting, building maintenance, and landscape beautification. All City parks are included in this program.

Arcata Elementary School District

Arcata Elementary School District continued to be a strong supporter of Recreation Programs. They allow us to utilize their gymnasium for Youth Basketball when necessary. Sunny Brae Middle School held their eighth grade graduation ceremonies for the tenth year and a talent show at the Arcata Community Center. The Recreation Division partners with Arcata Elementary to host the Annual Bowl of Beans Fundraiser. In addition, Arcata Elementary utilized the D Street Neighborhood Center for events such as the Raffle, Art, Dessert, and Dance gathering in April and a talent show held in May. The Arcata Community Center also held the school's Winter Holiday Performance in December.

Arcata Chamber of Commerce

The Arcata Chamber of Commerce put on the 4th of July Jubilee event on the Plaza.

Arcata Mainstreet

We partnered with Arcata Mainstreet again this year to increase use on the Plaza on Sundays through a summer concert series. The four-week series was held from 2-6pm each Sunday between August 3rd and August 31st. Art vendors were also invited to set up booths each Sunday. Another collaboration to increase Plaza use was the Picnics on the Plaza program, which encouraged community members of all ages to come eat their lunches on the Plaza on Fridays in July. We continue to coordinate both Halloween and Winter Holiday events with Arcata Mainstreet.

Art Around Arcata

Art Around Arcata, Arcata's public art program, strives to provide the opportunity for the public to experience high quality art of enduring value that reflects the diversity of the region. The program continued in 2012 by adding a new piece to its Public Art Collection. "Balancing" was installed at the Arcata Marsh. In contrast to the benefits that come from this program, the cost to the city is very low. Artists and donors are responsible for the creation, installation, and maintenance of any piece donated to the program.

California Conservation Corp

The California Conservation Corp assisted Park staff with plantings and invasive species removal.

Community Supported Activities

The Recreation Division hosts several different Community Supported Activities; Chess, Bridge, Samba Drumming, RC Model Airplane Flying, Scrabble and a Community Song Circle. These groups meet on a weekly basis and allow players and singers of all ages and skill levels to participate. Very dedicated volunteers staff the activities; therefore, we are able to offer these programs for a minimal drop-in fee.

Friends of the Arcata Marsh

Friends of the Arcata Marsh generously donated \$187 in supplies for Marsh Camps. Additionally, the group assisted in facilitating learning activities and program tours for Natural Resources Science Camp and the Marsh Camps in 2012.

Food For People

The Recreation Division was fortunate to partner with Food for People to supply daily snack items for the Arts in the Afternoon program and lunches were available again during the summer at Redwood Park. The lunches supplied by Food For People and served by City of Arcata Recreation staff were available to any child in our community. 784 lunches were served over ten weeks of the summer.

Humboldt County Office of Education

A group from the Humboldt County Office of Education assists with the maintenance of the City Hall parking lot, planters and roundabouts.

Humboldt Crabs

The Humboldt Crabs continue their partnership with the City of Arcata assisting with the support of capital improvement projects. This year, the Humboldt Crabs had over 32,000 attendees.

Humboldt Permaculture Guild

The Humboldt Permaculture Guild supports permaculture in the Redwood Bioregion through planting and maintaining two demonstration plots at the Bayside Park Community Garden and offering workshops to local community gardeners.

Humboldt State University

The HSU Sierra Club/ Natural Resources Club continued their involvement at Sunny Brae Park performing trail renovation, tree planting, and exotic species removal. Our partnership with the Recreation Administration Department provides internships and special projects. The Natural Resources Science Camp also utilized HSU extensively. The Natural Resources building acted as the home base for the camp and many other facilities were utilized for enrichment and education opportunities. Additionally, this summer Adventure Camp utilized the Kinesiology pool for weekly raft building exercises.

Jacoby Creek School

Jacoby Creek School provides gymnasium space for recreation basketball and other programs throughout the year. They are very helpful and flexible in the scheduling of the facility as we each work towards maximizing gym use during peak seasons. The physical education program and cross country/track teams at Jacoby Creek School uses fields at the Arcata Sports Complex throughout the year.

Los Bagels

Los Bagels donated bagels to our afterschool program, Arts in the Afternoon, throughout the school year.

Native Plant Society

Volunteers continue to maintain the landscaping along the 7th Street walkway leading to the Arcata Community Center.

North Coast Adventure Centers

NCAC partners with the Recreation Division to provide various activities including the Arcata Ropes Course, Redwood Forest Canopy Tours and Adventure Vocational Trainings.

Pacific Union School District

Since completing the renovation of Pacific Union Park, our relationship with the PUSD has remained positive. The Recreation Division is fortunate to receive time in the Pacific Union school gym for our basketball program and in turn Pacific Union used the Arcata Community Center for their awards night as well as graduation and the Arcata Sports Complex for the school's soccer team. The Pacific Union Field is also utilized for Physical Education classes and PUSD host a cross country race at the Marsh annually.

Plaza Garden Club

Through the Adopt-A-Park program, The Plaza Garden Club is responsible for the planting and maintenance of all the Plaza flowerbeds.

Senior Employment Program

The Parks Division provides a work site for Senior Employment Program clients.

Senior Resource Center

The Senior Resource Center utilizes the Arcata Community Center to serve daily lunches and provides social activities to seniors. Additionally, various rooms in the Arcata Community Center are utilized for weekly senior exercise and health screenings.

Six Rivers National Forest Service

Six Rivers National Forest donated over \$750 in supplies for Natural Resources Science Camp in 2012.

Special Olympics

Special Olympics partnered with the Recreation Division to host the First Annual Bocce Bonanza for local High School students with differing abilities at the Larson Park Bocce Courts.

United States Tennis Association

The USTA is the national governing body for the sport of tennis. This year they organized a summer league in Arcata. The league had several weeks of practices and ended in a local tournament.

Parks and Recreation Committee: Accomplishments and Recommendations

Year 2012 Committee Members: Nancy Starck, Chair; Debbie Coles, Vice-Chair; Bill Brittain; Mel Lundberg; Steve Martin; Sheldon Heath and Harvey Kelsey.

Parks and Recreation Committee Recommendations to the City Council:

- ◆ Strongly supported the continuation of the Public Art Program and committed to continue to work with staff to find funds to implement the next phase of the program to allow new student work to be showcased through the rotation of art on the existing bases.
- ◆ Initiated recommendations for the Memorial / Dedication Bench Policy. To be completed in 2013.
- ◆ Recommended that City Council obtain additional information before making a final decision regarding the proposal from Verizon Wireless to install a Cell Tower on a light pole at Arcata Ball Park. Specific to the ball park location the Parks and Recreation Committee made the following recommendations:
 1. No structure should be placed inside the ball park unless it complements the master plan for future development. During the Parks Master Plan and the Ball Park Master Plan process it was very difficult to locate all of the amenities that were prioritized for the ball park. Although funding has not been found to construct all the amenities the plan does call for new bleachers, pitching warm up areas, dug outs, new concessions areas, etc.
 2. The ball park is already small by sporting standards having been encroached on by the highway and development projects over the years.
 3. The existing proposed buildings inside the ball park would significantly take away from actively used park space. The proposed facility location in the parking lot would need to be designed so that it did not block the vehicle access gate to the ball park.
 4. The proposed facility site adjacent to the Arcata Service Center is not recommended as it would create more hiding areas in an area that has been very difficult to monitor and where staff spends considerable time cleaning up.
 5. The current lights are still under warranty. It is highly likely that the addition of the antenna would void the warranty for both the lights and the pole. What warranty would Verizon offer to repair or replace the existing lighting warranty?
 6. This initial proposal is far below current rental standards and if public park space is considered the proposal should include a significant public benefit project to the affected area.

Parks and Recreation Committee Accomplishments:

- ◆ Held a Community Forum regarding Redwood Park Master planning.

The Committee and the Parks and Recreation Divisions have a comprehensive work plan for the upcoming year. Our projects include:

- ◆ Complete a draft of the Parks and Recreation Element of the General Plan for Council and the Planning Commission to review.
- ◆ Master Planning for Redwood Park.
- ◆ Community planning and construction for Rotary Park.
- ◆ Develop a long range management plan for Bayside Park Farm.

- ◆ Continue to establish a stronger relationship with the Forest Advisory, the Open Space and Wetland and Creeks Advisory Committees.
- ◆ Develop and implement plans to access the Mad River from Carlson Park.
- ◆ Review opportunities to maintain and develop undeveloped parklands and trails.
- ◆ Continue to implement park and playground safety audit/inspection recommendations and improvements.
- ◆ Continue to increase user hours at all of our facilities.

The Committee wants to thank the council for their support this past year. We are excited about the community's upcoming projects and improving our communication with other City Committee's and the Council.

Appendices

Appendix 1	Drop-In Activities 2012
Appendix 2	Arcata Park Amenities and Regulations
Appendix 3	Arcata Parks Division – Vandalism Report Year End 2012
Appendix 4	Field Hours 2012
	Arcata Ball Park Field Use
	Sports Complex – North Field Use
	Sports Complex – South Field Use
	Sports Complex – East Field Use
	Sports Complex – West Field Use
	Sports Complex – 3 rd Field Use
	Pacific Union Field Use
	Rainouts – All Fields
	Reservation Hours by Field
Appendix 5	Arcata Community Center Rentals 2012
Appendix 6	D St. Neighborhood Center Rentals 2012
Appendix 7	Redwood Lodge, Stage and Picnic, Redwood Lounge, Larson Gazebo, Bocce and Tennis Court Rentals 2012
Appendix 8	Library Conference Room Rentals 2012
Appendix 9	Overall Facility Use 2012
Appendix 10	Special Events 2012

Appendix 1 - Drop-In Activities 2012

	Jan.	Feb.	March	April	May	June	July	August	Sept.	Oct.	Nov.	Dec.	Total
Drumming	\$ 267.00 89	\$ 315.00 105	\$ 246.00 82	\$ 297.00 84	\$ 159.00 53	\$ 57.00 19	\$ 222.00 74	\$ 162.00 54	\$ 333.00 111	\$126 42	\$ 171.00 57	\$ 63.00 21	\$ 2,418.00 791
Basketball	\$ - 0	\$ - 0	\$ 80.00 0	\$ - 0	\$ - 0	\$ - 0	\$ - 0	\$ - 0	\$ - 0	\$ - 0	\$ 27.00 13	\$ 71.00 33	\$ 178.00 46
Volleyball	\$ 116.00 53	\$ 66.00 41	\$ 101.00 49	\$ 117.00 67	\$ 154.00 70	\$ 41.00 20	\$ 54.00 21	\$ 53.00 21	\$103.00 39	\$151 66	\$ 152.00 62	\$ 25.00 14	\$ 1,133.00 523
Table Tennis	\$ 125.00 75	\$ 758.00 146	\$ 238.00 104	\$ 211.00 104	\$ 257.00 118	\$ 116.00 64	\$ 38.00 70	\$ 156.00 91	\$156.00 70	\$104 87	\$ 107.00 75	\$ 57.00 62	\$ 2,323.00 1066
Badminton	\$ 249.00 118	\$ 89.00 71	\$ 72.00 63	\$ 129.00 61	\$ 31.00 15	\$ 18.00 13	\$ - 0	\$ 20.00 19	\$0.00 4	\$0 0	\$ 7.00 4	\$ 8.00 6	\$ 623.00 374
RC Club	\$ 47.00 20	\$ 36.00 13	\$ 30.00 14	\$ 16.00 13	\$ 38.00 15	\$ 30.00 8	\$ 31.00 14	\$ - 0	\$11.00 10	\$ 6.00 9	\$ 3.00 6	\$ 43.00 7	\$ 291.00 129
Scrabble	\$ 189.00 28	\$ 73.00 31	\$ 86.00 29	\$ 26.00 21	\$ 20.00 11	\$ 119.00 22	\$ 106.00 34	\$ 40.00 32	\$ - 25	\$ 80.00 18	\$ 23.00 19	\$ 55.00 24	\$ 817.00 294
Total Income	\$ 993.00	\$ 1,337.00	\$ 853.00	\$ 796.00	\$ 659.00	\$ 381.00	\$ 451.00	\$ 431.00	\$ 603.00	\$ 467.00	\$ 490.00	\$ 322.00	\$ 7,783.00
Total Participants	383	407	341	350	282	146	213	217	259	222	236	167	3223
Total Classes	32	36	34	34	24	20	23	22	40	21	26	20	332

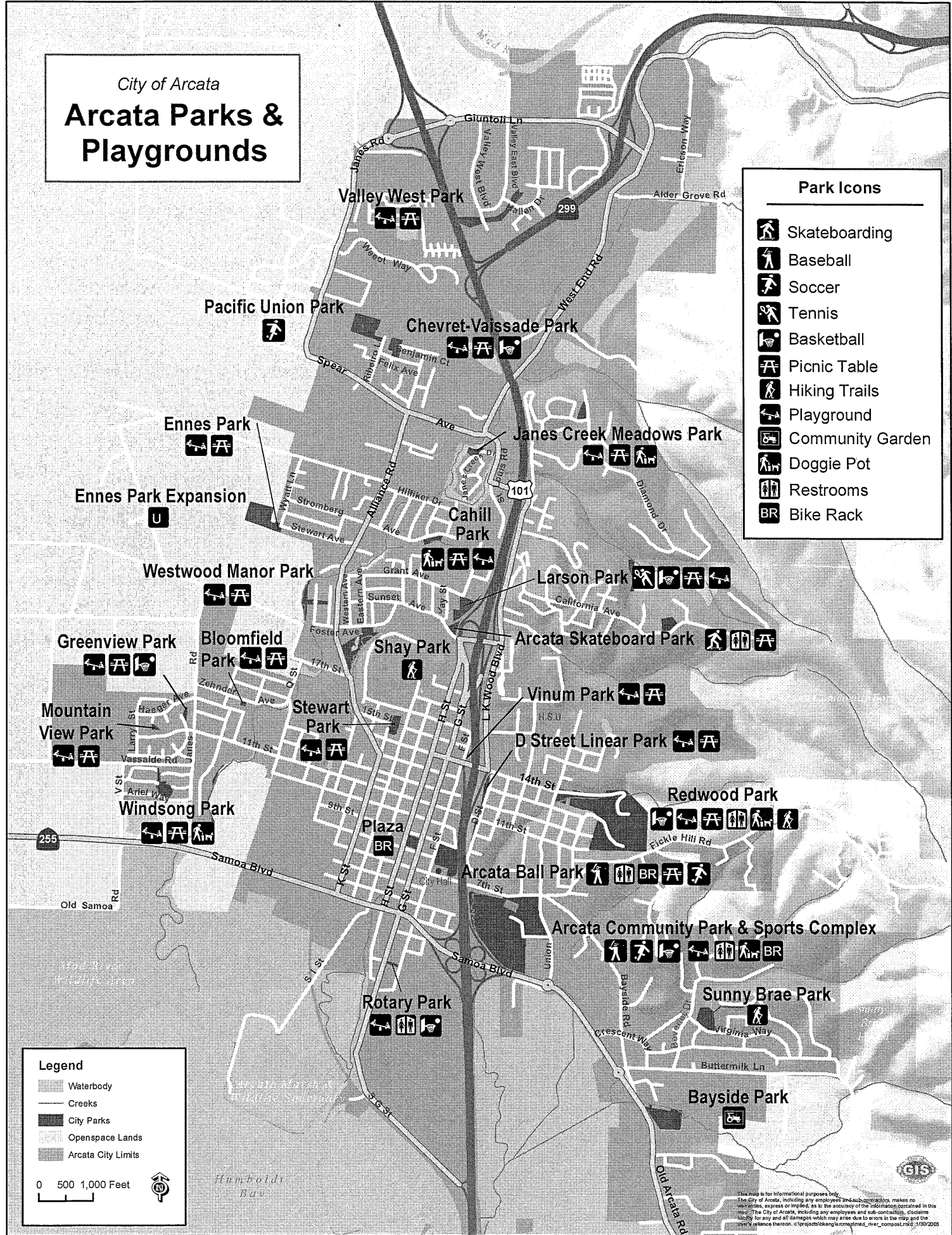
Arcata Parks

	Size in Acres	Playground	Picnic Table	Barbecue	Bench	Doggie Pot	Bike Rack	Off St. Parking	Restroom	Basketball Hoop	Baseball	Soccer Field	Tennis Court	Bleachers	Open Area	Gazebo	Hiking Trails	Undeveloped	Comm. Garden	Active Adoption	Rental Facilities
Arcata Ball Park 888 F Street	4.95																				
Arcata Community Park 321 Community Park Way.	33																				
Arcata Plaza 801 G Street	1.4																				
Arcata Skate Park Sunset Blvd.	900 0.65																				
Bayside Park Samoa Blvd.	3																				
Bloomfield 1835 - 1845 Zehnder Ave.	0.2																				
Cahill Park Stromberg Ave.	1300 0.3																				
California Park California Street	1																				
Chevret-Vaissade Park 1760 Felix Ave.	1.5																				
D Street Linear Park 1301 D St(9th-14th)	1																				
Ennes Park 1851 Stewart Ave.	0.2																				
Ennes Park Expansion Wyatt Lane	4																				
Greenview 1116 Lewis Ct.	0.3																				
Janes Creek Linear Park Villa Way	1.04																				
Larson Park 901 Grant Ave.	2.3																				
Mountain View Park 2117 Sandra Ct.	3																				
Pacific Union Park Spear Ave	4																				
Redwood Park 490 East Park Rd.	25.8																				
Rotary Park 101 F Street	0.2																				
Shay Park 1385 Foster Ave.	5																				
Stewart Park 1090 15th Street	1.25																				
Sunny Brae Park Virginia Wy. and Marylin St.	2.7																				
Valley West Park 1340 Hallen Dr.	3.4																				
Vinum Park 1450 F Street	0.1																				
Westwood Manor Park 2175 Wisteria Way	0.7																				
Windsong Park Maria Court	1.75																				
Woodland Heights Diamond Drive	0.6																				

City of Arcata
Arcata Parks & Playgrounds

Park Icons

- Skateboarding
- Baseball
- Soccer
- Tennis
- Basketball
- Picnic Table
- Hiking Trails
- Playground
- Community Garden
- Doggie Pot
- Restrooms
- Bike Rack



Legend

- Waterbody
- Creeks
- City Parks
- Openspace Lands
- Arcata City Limits

0 500 1,000 Feet

This map is for informational purposes only. The City of Arcata, including any employees and sub-contractors, makes no warranties, express or implied, as to the accuracy of the information contained in this map. The City of Arcata, including any employees and sub-contractors, disclaims liability for any and all damages which may arise due to errors in the map and the user's reliance thereon. c:\projects\slkang\arcata\arcata_compact.mxd 1/30/2008

ARCATA PARKS DIVISION - VANDALISM REPORT
YEAR END 2012

LOCATION	ACTIVITY	ESTIMATED COST
BALL PARK	GRAFFITI (10 Incidents)	\$ 1,065.00
CAHILL PARK	PLAYGROUND EQUIPMENT DAMAGED	\$ 150.00
	GRAFFITI (10 Incidents)	\$ 1,100.00
	FENCE DAMAGED	\$ 400.00
	TURF DAMAGED BY VEHICLE (2 Incidents)	\$ 200.00
CHEVRET VAISSADE PARK	GRAFFITI	\$ 50.00
	TURF DAMAGED BY VEHICLE	\$ 75.00
CITY HALL	HUMAN EXCREMENT (4 Incidents)	\$ 785.00
	GRAFFITI (10 Incidents)	\$ 570.00
	IRRIGATION SYSTEM DAMAGED (2 Incidents)	\$ 280.00
	LIGHT POST COVER DESTROYED	\$ 125.00
COMMUNITY CENTER	GRAFFITI (4 Incidents)	\$ 4,025.00
	BURGLARY	\$ 250.00
	HUMAN EXCREMENT (3 Incidents)	\$ 255.00
COMMUNITY PARK/ SPORTS COMPLEX	IRRIGATION SYSTEM DAMAGED	\$ 150.00
	LITTER/BROKEN GLASS	\$ 75.00
	TRANSIENT CAMP CLEANUP (2 Incidents)	\$ 220.00
	GRAFFITI (9 Incidents)	\$ 535.00
COMM. DEVEL. ANNEX	HUMAN EXCREMENT	\$ 85.00
"D" STREET NEIGHBORHOOD CENTER	HUMAN EXCREMENT (3 Incidents)	\$ 255.00
ENNES PARK	GRAFFITI (2 Incidents)	\$ 100.00
	GRAFFITI/FENCE DAMAGED	\$ 175.00
	PLAYGROUND EQUIPMENT DAMAGED	\$ 100.00
JANES CREEK MEADOWS	GRAFFITI (5 Incidents)	\$ 355.00
	CLEANUP TRANSIENT CAMP	\$ 100.00
	GRAFFITI/WIND SCREEN	\$ 500.00
	FENCE DAMAGED (Hit/Run)	\$ 4,000.00
	TURF DAMAGED BY VEHICLE (2 Incidents)	\$ 225.00
LARSON PARK	GRAFFITI (6 Incidents)	\$ 395.00
	BENCH STOLEN	\$ 1,500.00
	IRRIGATION VALVE COVER STOLEN	\$ 75.00
	PLAYGROUND EQUIPMENT DAMAGED	\$ 150.00
	GRAFFITI/FENCE DAMAGED	\$ 200.00
	TURF DAMAGED BY VEHICLE	\$ 150.00
	PARK FIXTURE HIT BY VEHICLE	\$ 125.00
LIBRARY	HUMAN EXCREMENT (3 Incidents)	\$ 255.00
	GRAFFITI (2 Incidents)	\$ 260.00
MARSH INTERPRETIVE CENTER	GRAFFITI	\$ 50.00

LOCATION	ACTIVITY	ESTIMATED COST
NORTHTOWN	GRAFFITI	\$ 50.00
PACIFIC UNION PARK	SPORTS FIELD MARKERS REMOVED	\$ 700.00
	PORTABLE RESTROOM DESTROYED (Staff Time)	\$ 100.00
PLAZA	IRRIGATION SYSTEM DAMAGED	\$ 200.00
	BOLLARD HIT/RUN VEHICLE	\$ 350.00
	ELECTRICAL BOX DAMAGED	\$ 125.00
	GRAFFITI (17 Incidents)	\$ 945.00
REDEVELOPMENT ANNEX	GRAFFITI	\$ 150.00
REDWOOD LODGE	GRAFFITI (3 Incidents)	\$ 175.00
REDWOOD PARK	EXTERIOR LIGHT DAMAGED	\$ 100.00
	GRAFFITI (6 Incidents)	\$ 310.00
	STORAGE SHEDS DAMAGED	\$ 300.00
	TRANSIENT CAMP CLEANUP (2 Incidents)	\$ 200.00
	TURF DAMAGED BY VEHICLE (4 Incidents)	\$ 250.00
RESOURCE CENTER	EXCESSIVE GARBAGE	\$ 200.00
	GRAFFITI	\$ 100.00
	EXTERIOR DAMAGE TO ELECTRICAL	\$ 350.00
	LANDSCAPE DAMAGED	\$ 75.00
	HUMAN EXCREMENT (2 Incidents)	\$ 170.00
	BROKEN EXTERIOR LIGHT	\$ 125.00
RESOURCE CENTER/ TRANSIT ANNEX COMPLEX	HUMAN EXCREMENT (5 INCIDENTS)	\$ 170.00
ROTARY PARK	GRAFFITI	\$ 50.00
	TRANSIENT CAMP CLEANUP (2 Incidents)	\$ 275.00
SAFEWAY SLOPE	TRANSIENT CAMP CLEANUP	\$ 65.00
SKATE PARK	GRAFFITI (27 Incidents)	\$ 1,480.00
	IRRIGATION SYSTEM DAMAGED	\$ 125.00
SPEAR AVENUE LANDSCAPE WALL	GRAFFITI (6 Incidents)	\$ 485.00
STEWART PARK	PLAYGROUND EQUIPMENT DAMAGED	\$ 350.00
	LIGHT POST DAMAGED	\$ 600.00
	GRAFFITI (9 Incidents)	\$ 570.00
STREET TREES	LIMBS BROKEN	\$ 150.00
	TREE DESTROYED ON "H" STREET (2 Incidents)	\$ 800.00
TRANSIT CENTER	GRAFFITI (13 Incidents)	\$ 795.00
	BROKEN WINDOW	\$ 200.00
	DOWNSPOUTS DAMAGED	\$ 120.00
	RESTROOM FIXTURE DAMAGED	\$ 60.00
	HUMAN EXCREMENT (4 Incidents)	\$ 340.00
	VEHICLE TIRE SLASHED	\$ 175.00
VALLEY WEST PARK	GRAFFITI (3 Incidents)	\$ 185.00
VETERANS PARK	GRAFFITI (3 Incidents)	\$ 200.00

LOCATION	ACTIVITY	ESTIMATED COST
VINUM PARK	GRAFFITI	\$ 50.00
WINDSONG PARK	TURF DAMAGED BY VEHICLE	\$ 75.00
	GRAFFITI	\$ 50.00
7TH & "G" STREET PARKING LOT	GRAFFITI	\$ 50.00
8TH & "F" STREETS PARKING LOT	GRAFFITI	\$ 50.00
11TH & "F" STREETS	TRANSIENT CAMP CLEANUP	\$ 50.00
14TH STREET CLOSURE	GRAFFITI (7 Incidents)	\$ 385.00
	CALENDAR YEAR 2012 TOTAL VANDALISM COSTS	\$ 32,245.00
	CALENDAR YEAR 2011	\$ 141,548.00
	CALENDAR YEAR 2010	\$ 14,055.00
	CALENDAR YEAR 2009	\$ 26,680.00
	CALENDAR YEAR 2008	\$ 24,485.00
	CALENDAR YEAR 2007	\$ 23,975.00
	CALENDAR YEAR 2006	\$ 29,095.00
	CALENDAR YEAR 2005	\$ 36,600.00
	CALENDAR YEAR 2004	\$ 14,800.00
	CALENDAR YEAR 2003	\$ 13,075.00
	CALENDAR YEAR 2002	\$ 15,095.00
	CALENDAR YEAR 2001	\$ 13,360.00

Appendix 4 – Field Use 2012

Field Reservation Hours by Field															
	March			April			May			June			July		
	Requested	Allocated	Rainouts	Requested	Allocated	Rainouts	Requested	Allocated	Rainouts	Requested	Allocated	Rainouts	Requested	Allocated	Rainouts
Ball Park	8	8	8	32.5	32.5	13	68	68	0	152	152	7	123	123	0
Sports Complex North - Softball	38	38	38	123	123	123	69.5	69.5	31	99	99	0	101	101	4
Sports Complex South - Softball	38	38	38	123	123	123	64	64	31	95.5	95.5	0	101	101	4
Sports Complex East - Soccer	0	0	0	32	32	32	64	64	12	50	50	0	68	68	0
Sports Complex West - Soccer	0	0	0	48	48	48	60	60	16	31	31	0	51	51	0
Sports Complex 3rd - Soccer	0	0	0	0	0	0	2	2	0	16	16	0	24	24	0
Pacific Union- Softball	36	36	36	79	79	79	38.5	38.5	18	41	41	0	25	25	0
Pacific Union- Soccer 1	9	9	9	18	18	18	23.5	23.5	4.5	12	12	0	37.5	37.5	0
Pacific Union- Soccer 2	0	0	0	0	0	0	0	0	0	0	0	0	24	24	0
Total	129	129	129	455.5	455.5	436	389.5	389.5	112.5	496.5	496.5	7	554.5	554.5	8

Field Reservations Hours by User Group and Field

	March			April			May			June			July		
	Requested	Allocated	Actual Play	Requested	Allocated	Actual Play	Requested	Allocated	Actual Play	Requested	Allocated	Actual Play	Requested	Allocated	Actual Play
ARD- Sports Complex	0	0	0	0	0	0	0	0	0	0	0	0	14	14	14
Arcata High - Ballpark	8	8	0	4	4	0	31.5	31.5	31.5	0	0	0	0	0	0
Sports Complex	0	0	0	0	0	0	0	0	0	0	0	0	0	0	0
Arcata Little League - BP	0	0	0	0	0	0	0	0	0	0	0	0	0	0	0
Sports Complex	0	0	0	0	0	0	2	2	2	0	0	0	0	0	0
PU Softball	0	0	0	0	0	0	7.5	7.5	7.5	6	6	6	0	0	0
Eureka Falcons- Ball Park	0	0	0	0	0	0	0	0	0	0	0	0	0	0	0
FC Samoa - Sports Complex	0	0	0	0	0	0	0	0	0	0	0	0	6	6	6
PU Soccer 1	0	0	0	0	0	0	0	0	0	0	0	0	24	24	24
PU Soccer 2	0	0	0	0	0	0	0	0	0	0	0	0	24	24	24
HSL - Sports Complex	0	0	0	64	64	0	80	80	49	40	40	40	12	12	12
HSU - Ballpark	0	0	0	28.5	28.5	19.5	14.5	14.5	14.5	0	0	0	0	0	0
Sports Complex	0	0	0	0	0	0	0	0	0	0	0	0	0	0	0
PU Soccer 1	0	0	0	0	0	0	0	0	0	0	0	0	0	0	0
PU Soccer 2	0	0	0	0	0	0	0	0	0	0	0	0	0	0	0
Humboldt Crabs - Ball Park	0	0	0	0	0	0	6	6	6	137	137	130	115.5	115.5	115.5
Hum Renegades- Ball Park	0	0	0	0	0	0	16	16	16	0	0	0	0	0	0
PU Softball	0	0	0	0	0	0	0	0	0	0	0	0	0	0	0
Jacoby Creek - SC	0	0	0	0	0	0	1	1	1	0	0	0	0	0	0
MRYSL - Sports Complex	0	0	0	16	16	0	45	45	41	57	57	57	111	111	111
PU Soccer 1	9	9	0	18	18	0	23.5	23.5	19.5	12	12	12	13.5	13.5	13.5
PU Soccer 2	0	0	0	0	0	0	0	0	0	0	0	0	0	0	0
MRSAT - Sports Complex	0	0	0	0	0	0	44	44	30	135	135	135	166	166	158
PU Softball	0	0	0	0	0	0	0	0	0	0	0	0	0	0	0
MRGFSA - Sports Complex	76	76	0	246	246	0	87.5	87.5	46	35	35	35	36	36	36
PU Softball	36	36	0	75	75	0	20	20	2	3	3	3	0	0	0
N Hum Giants - Ball Park	0	0	0	0	0	0	0	0	0	15	15	15	7.5	7.5	7.5
PU School- Sports Complex	0	0	0	0	0	0	0	0	0	0	0	0	0	0	0
PU Soccer 1	0	0	0	0	0	0	0	0	0	0	0	0	0	0	0
PU Soccer 2	0	0	0	0	0	0	0	0	0	2.5	2.5	2.5	0	0	0
Senior Softball - SC	0	0	0	0	0	0	0	0	0	24.5	24.5	24.5	0	0	0
PU Softball	0	0	0	4	4	0	11	11	11	29.5	29.5	29.5	20	20	20
Other User,Tourney, & Camp-BP	0	0	0	0	0	0	0	0	0	0	0	0	0	0	0
Other User,Tourney,& Camp-SC	0	0	0	0	0	0	0	0	0	0	0	0	5	5	5
Total	129	129	0	455.5	455.5	19.5	389.5	389.5	277	496.5	496.5	489.5	554.5	554.5	546.5

August			September			October			November			Total			Field
Requested	Allocated	Rainouts	Requested	Allocated	Rainouts	Requested	Allocated	Rainouts	Requested	Allocated	Rainouts	Requested	Allocated	Rainouts	
30	30	0	78	78	0	52	52	6	5	5	0	548.5	548.5	34	Ball Park
124	124	0	77	77	0	20	20	4	14	14	9	665.5	665.5	209	SCN - Softball
103	103	0	77	77	0	20	20	4	14	14	9	635.5	635.5	209	SCS - Softball
60	60	0	85.5	85.5	0	64	64	4	14	14	0	437.5	437.5	48	SCE - Soccer
63	63	0	67.5	67.5	0	49	49	0	16	16	0	385.5	385.5	64	SCW - Soccer
41	41	0	22	22	0	24	24	0	2	2	0	131	131	0	SC 3rd
17.5	17.5	0	0	0	0	0	0	0	0	0	0	237	237	133	Pacific Union- Softball
15	15	0	28	28	0	23	23	0	1.5	1.5	0	167.5	167.5	31.5	Pacific Union- Soccer 1
0	0	0	15	15	0	22	22	0	3.5	3.5	0	64.5	64.5	0	Pacific Union- Soccer 2
453.5	453.5	0	450	450	0	274	274	18	70	70	18	3272.5	3272.5	728.5	

August			September			October			November			Total			
Requested	Allocated	Actual Play	Requested	Allocated	Actual Play	Requested	Allocated	Actual Play	Requested	Allocated	Actual Play	Requested	Allocated	Actual Play	
12	12	12	0	0	0	0	0	0	0	0	0	26	26	26	ARD- Sports Complex
0	0	0	0	0	0	0	0	0	0	0	0	43.5	43.5	31.5	Arcata High - Ballpark
6	6	6	24	24	24	6	6	6	0	0	0	36	36	36	Sports Complex
0	0	0	0	0	0	0	0	0	0	0	0	0	0	0	Arcata Little League - BP
0	0	0	0	0	0	0	0	0	0	0	0	2	2	2	Sports Complex
0	0	0	0	0	0	0	0	0	0	0	0	13.5	13.5	13.5	PU Softball
0	0	0	34.5	34.5	34.5	1	1	1	0	0	0	35.5	35.5	35.5	Eureka Falcons- Ball Park
0	0	0	0	0	0	0	0	0	0	0	0	6	6	6	FC Samoa - Sports Complex
0	0	0	0	0	0	0	0	0	0	0	0	24	24	24	PU Soccer 1
0	0	0	0	0	0	0	0	0	0	0	0	24	24	24	PU Soccer 2
12	12	12	60	60	60	41	41	41	0	0	0	309	309	214	HSL - Sports Complex
9	9	9	33.5	33.5	33.5	51	51	45	5	5	5	141.5	141.5	126.5	HSU - Ballpark
0	0	0	0	0	0	0	0	0	0	0	0	0	0	0	Sports Complex
0	0	0	0	0	0	0	0	0	0	0	0	0	0	0	PU Soccer 1
0	0	0	0	0	0	0	0	0	0	0	0	0	0	0	PU Soccer 2
21	21	21	0	0	0	0	0	0	0	0	0	279.5	279.5	272.5	Humboldt Crabs - Ball Park
0	0	0	0	0	0	0	0	0	0	0	0	16	16	16	Hum Renegades- Ball Park
0	0	0	0	0	0	0	0	0	0	0	0	0	0	0	PU Softball
0	0	0	0	0	0	10	10	10	0	0	0	11	11	11	Jacoby Creek - SC
152	152	152	91	91	91	84	84	80	32	32	32	588	588	564	MRYSL - Sports Complex
15	15	15	28	28	28	23	23	23	1.5	1.5	1.5	143.5	143.5	112.5	PU Soccer 1
0	0	0	15	15	15	22	22	22	3.5	3.5	3.5	40.5	40.5	40.5	PU Soccer 2
176	176	176	136	136	136	36	36	28	28	28	10	721	721	673	MRSAL - Sports Complex
0	0	0	0	0	0	0	0	0	0	0	0	0	0	0	PU Softball
0	0	0	0	0	0	0	0	0	0	0	0	480.5	480.5	117	MRGFSA - Sports Complex
0	0	0	0	0	0	0	0	0	0	0	0	134	134	5	PU Softball
0	0	0	0	0	0	0	0	0	0	0	0	22.5	22.5	22.5	N Hum Giants - Ball Park
0	0	0	0	0	0	0	0	0	0	0	0	0	0	0	PU School- Sports Complex
0	0	0	0	0	0	0	0	0	0	0	0	0	0	0	PU Soccer 1
0	0	0	0	0	0	0	0	0	0	0	0	2.5	2.5	2.5	PU Soccer 2
25	25	25	0	0	0	0	0	0	0	0	0	49.5	49.5	49.5	Senior Softball - SC
17.5	17.5	17.5	0	0	0	0	0	0	0	0	0	64.5	82	78	PU Softball
0	0	0	10	10	10	0	0	0	0	0	0	10	10	10	Other User,Tourney, & Camp-BP
8	8	8	18	18	18	0	0	0	0	0	0	31	31	31	Other User,Tourney,& Camp-SC
436	453.5	453.5	450	450	450	274	274	256	70	70	52	3255	3272.5	2544	

Appendix 5 - Arcata Community Center Rentals 2012				
Rentals				
Date	Hours	Organization	Revenue	# People
1/8/2012	4	JCS Basketball	\$ -	15
1/17/2012	5	AES Workshop	\$ -	30
1/22/2012	18	World Famous Productions, LLC	\$ 1,275.00	1000
1/29/2012	4	JCS Basketball	\$ -	15
2/2/2012	1	JCS Basketball	\$ -	15
2/3/2012	1	AES Basketball	\$ -	15
2/4/2012	5	Bruce Hart Birthday Party	\$ 420.00	400
2/5/2012	3	JCS Basketball	\$ -	15
2/6/2012	1	AES Basketball	\$ -	15
2/10/2012	1	AES Basketball	\$ -	15
2/11/2012	14	AVFD Valentine Dance	\$ 815.50	400
2/13/2012	1	AES Basketball	\$ -	15
2/13/2012	1	JCS Basketball	\$ -	15
2/16/2012	3	Candidate Interview	\$ 225.00	100
2/17/2012	1	AES Basketball	\$ -	15
2/18/2012	10	Winter Fest	\$ 682.50	1000
2/22/2012	2	California School for the Deaf	\$ -	15
3/4/2012	4	Union St. School Potluck	\$ 490.00	250
3/10/2012	24	Arcata Rotary Sunrise	\$ 1,820.00	400
3/16/2012	12	Eureka High School Booster Club	\$ 682.50	500
3/17/2012	15	ArMack Orchestra	\$ 1,071.00	400
3/24/2012	16	St. Joseph Hospital Foundation	\$ 1,575.00	400
3/30/2012	11	Arcata Little League	\$ 143.00	150
3/31/2012	12	Hum. Permaculture Seed Exchange	\$ 822.50	600
4/1/2012	5	Humboldt Crabs- Memorial Service	\$ 175.00	400
4/7/2012	17	Engineers without Borders	\$ 682.50	600
4/10-12/2012	13	Arcata Little League	\$ 169.00	200
4/11/2012	1.5	MRGFSA	\$ 19.50	15
4/14/2012	20	EPIC Fundraiser	\$ 882.50	500
4/19-22/2012	46	Godwit Days	\$ -	2,500
4/27-29/2012	29	HSU-CERT Training	\$ -	75
4/28/2012	15	Diamondback Entertainment-Concert	\$ 2,275.00	800
5/5/2012	15	NPA Dinner Dance	\$ 962.50	200
5/6/2012	8	Arcata Interfaith Gospel Choir	\$ 962.50	600
5/10/2012	3	Humboldt Crabs	\$ 157.50	50
5/11/2012	9	HSU- Multi Cultrual Center	\$ 682.50	300
5/13/2012	20	AHS- Fashion Show	\$ 1,662.50	200
5/21/2012	5	Hum. County Elections	\$ -	20
5/23/2012	1	MRS AI	\$ 38.50	15
5/30/2012	1	MRS AI	\$ 38.50	15
5/31/2012	3	Humboldt Crabs	\$ 157.50	50

Appendix 5 - Arcata Community Center Rentals 2012 (continued)				
Rentals				
Date	Hours	Organization	Revenue	# People
6/1/2012	13	Humboldt Crabs Dinner Fundraiser	\$ -	400
6/9/2012	20	Quincenera	\$ 1,125.00	350
6/11/2012	10	Pacific Union Dessert Night	\$ -	300
6/13/2012	10	Pacific Union Graduation	\$ -	500
6/14/2012	10	SBMS Graduation	\$ -	850
6/15/2012	18	AHS Safe & Sober	\$ 1,225.00	300
7/19/2012	1	MRYSL	\$ 38.50	20
7/20-21/2012	12	Humboldt Plan it Green	\$ 1,015.00	300
7/27/2012	1	FC Samoa	\$ 38.50	30
8/2/2012	3	MRYSL	\$ 157.50	80
8/17-19/2012	23	MRYSL	\$ 734.50	400
8/22/2012	2	MRYSL	\$ 77.00	30
9/7-9/2012	28	Natural Fiber Fair	\$ 3,500.00	750
9/14/2012	4	HSU Child Dev. Lab	\$ 157.50	50
9/25/2012	13	Redwood Teen Challenge	\$ 682.50	350
9/28/2012	1	Kristina Laskar-Kithcen Rental	\$ 40.00	1
9/28-29/2012	22	Pacific Union Volleyball Tournament	\$ -	350
10/4/2012	20	Concert- World Famous Productions	\$ 2,275.00	850
10/11-14/2012	35	Fire & Light Seconds Sale	\$ 4,925.00	2,000
10/18/2012	11	Pregnancy Care Center	\$ 682.50	350
10/21/2012	13	SBMS Musical Event	\$ -	250
10/22-25/2012	8	Coastal Grove Basketball (ASD)	\$ -	60
10/25/2012	5	Hum. County Elections	\$ -	35
10/26/2012	14	Arcata Youth Football	\$ 682.50	200
10/27/2012	15	Companion Animal Foundation	\$ 682.50	200
10/29/2012	2	Coastal Grove Basketball (ASD)	\$ -	15
10/30/2012	2	Coastal Grove Basketball (ASD)	\$ -	50
11/1/2012	2	Coastal Grove Basketball (ASD)	\$ -	50
11/5/2012	2	Coastal Grove Basketball (ASD)	\$ -	15
11/5/2012	2	Jacoby Creek School Basketball	\$ -	15
11/6/2012	2	Coastal Grove Basketball (ASD)	\$ -	50
11/7/2012	2	Coastal Grove Basketball (ASD)	\$ -	50
11/9-10/2012	18	Baroni Design	\$ 3,000.00	1500
11/11/2012	13	Jacoby Creek Land Trust	\$ 682.50	300
11/12-14/2012	6	Coastal Grove Basketball (ASD)	\$ -	115
11/15/2012	12	Arcata Rotary Sunrise Taste of the Holidays	\$ 682.50	450
11/19-20/2012	4	Coastal Grove Basketball (ASD)	\$ -	30
11/23-24/2012	16	Quincianeras	\$ 1,075.00	500
11/26-28/2012	6	Coastal Grove Basketball (ASD)	\$ -	50
11/29/2012	2	Coastal Grove Basketball (ASD)	\$ -	50
11/29/2012	2	Jacoby Creek School Basketball	\$ -	20

Appendix 5 - Arcata Community Center Rentals 2012 (continued)				
Rentals				
Date	Hours	Organization	Revenue	# People
11/30/2012	10	Jacoby Creek School Basketball Tourney	\$ -	250
12/1/2012	10	Jacoby Creek School Basketball Tourney	\$ -	250
12/6/2012	2	Coastal Grove Basketball (ASD)	\$ -	50
12/10-12/2012	6	Coastal Grove Basketball (ASD)	\$ -	50
12/13/2012	7.5	Coastal Grove Winter Performance	\$ -	400
12/14/2012	10	Fieldbrook School Benefit	\$ 525.00	400
12/17/2012	2	Coastal Grove Basketball (ASD)	\$ -	15
12/18/2012	3	AES Basketball	\$ -	15
12/19/2012	7	Arcata El. School	\$ -	600
12/20/2012	3	AES Basketball	\$ -	15
12/31/2012	5	New Year's Celebration	\$ 130.00	20
Total Rentals	851.0		\$ 43,021.00	26,666
Appendix 5				

Appendix 6 - D Street Neighborhood Center Rentals 2012				
Rentals				
Date	Hours	Organization	Revenue	# People
1/7/2012	4	Karen Brooks for Supervisor	\$ 266.00	120
1/28/2012	3	North Coast Co-Op	\$ 150.00	200
3/15/2012	4	Kiwanis Club of Arcata	\$ 150.00	50
3/16/2012	15	Humboldt Juggling Society	\$ 350.00	50
3/17/2012	10	Strombeck Birthday Party	\$ 500.00	150
3/24/2012	5	Memorial Service	\$ 150.00	150
4/4/2012	2	MRGFSA	\$ 26.00	15
4/6/2012	5.5	HSU Multicultural Center	\$ 266.00	200
4/20/2012	5	Multiplicity Therapeutic Services	\$ 150.00	50
4/12/2012	4	Sierra Club	\$ 105.00	100
4/27/2012	10	Arcata El. School	\$ -	300
5/18/2012	3.5	Multiplicity Therapeutic Services	\$ 150.00	50
5/18/2012	5.5	Arcata El. School	\$ -	200
5/24/2012	3	Hum. County Public Health	\$ -	50
6/9/2012	5	Ancient Forest Int./Humboldt Fire	\$ 266.00	150
6/14-15/2012	10	Congo Café (Kitchen Rental)	\$ 300.00	5
6/24/2012	3	Memorial Service	\$ 150.00	200
7/14/2012	3	AHS Class of 2002 Reunion	\$ 150.00	50
7/21/2012	3	Islamic Center	\$ 105.00	60
7/28/2012	3	Islamic Center	\$ 105.00	60
7/28/2012	5	Memorial Service	\$ 380.00	200
8/4/2012	5	MRYSL	\$ 266.00	150
8/4/2012	3	Islamic Center	\$ 105.00	60
8/11/2012	3	Islamic Center	\$ 105.00	60
8/18/2012	3	Islamic Center	\$ 105.00	60
9/6/2012	3	HSU Cross Country Team Dinner	\$ 150.00	75
9/14/2012	7	Congo Café (Kitchen Rental)	\$ 150.00	5
11/8/2012	5	MRYSL (Coach appreciation)	\$ 266.00	80
12/7/2012	4	City of Arcata- Employee Assoc.	\$ 266.00	70
12/8/2012	4	Humboldt Wildlife Care Center	\$ 105.00	100
12/9/2012	10	Trio Upward Bound	\$ 250.00	30
	158.5		\$ 5,487.00	3,100

Appendix 7

Larson Park Gazebo Rentals 2012

Date	Hours	Event / Organization	Revenue	Estimated Attendance
4/22/2012	3	Birthday Party	\$ 35.00	30
5/12/2012	12	Graduation for Children	\$ 45.00	45
5/19/2012	5	Birthday Party	\$ 35.00	20
6/2/2012	3.5	Birthday Party	\$ 45.00	30
6/2/2012	4	Family Potluck	\$ 35.00	45
7/22/2012	3.5	Birthday Party	\$ 35.00	20
7/29/2012	5	Birthday Party	\$ 35.00	25
8/4/2012	8	Family Reunion	\$ 45.00	25
8/9/2012	6.5	Baby Shower	\$ 45.00	70
9/11/2012	4	Employee BBQ	\$ 35.00	50
9/15/2012	4	Birthday Party	\$ 35.00	50
9/30/2012	4	Birthday Party	\$ 35.00	10
10/7/2012	5	Birthday Party	\$ 35.00	30
10/19/2012	7	Special Olympics	\$ 50.00	75
Totals	74.5		\$ 545.00	525

Larson Park Bocce Ball Equipment Rentals 2012

Date	Days	Event / Organization	Revenue
6/15/2012	3	Family Gathering	\$ 15.00
8/4/2012	3	Family Gathering	\$ 15.00
9/11/2012	1	Employee BBQ	\$ 5.00
9/15/2012	2	Birthday party	\$ 10.00
9/27/2012	2	Birthday party	\$ 10.00
10/7/2012	2	Birthday party	\$ 10.00
Totals	13		\$ 65.00

Larson Park Bocce Court Rentals 2012

Date	Hours	Event / Organization	Revenue	Estimated Attendance
8/4/2012	2	Family Reunion	\$ 20.00	25
9/11/2012	2	Employee BBQ	\$ 20.00	50
9/15/2012	2	Birthday Party	\$ 20.00	50
10/7/2012	2	Birthday Party	\$ 20.00	30
Totals	8		\$ 80.00	155

Larson Park Tennis Courts Rentals 2012

Date	Hours	Event / Organization	Revenue	Estimated Attendance
4/16 to 6/10	80	Humboldt Tennis Club-USTA	\$ 520.00	350
9/27 to 11/18	48	Humboldt Tennis Club-USTA	\$ 624.00	225
Totals	128		\$ 1,144.00	575

Appendix 7

Redwood <i>Lodge</i> Rentals 2012				
Date	Hours	Event / Organization	Revenue	Estimated Attendance
2/6-4/23/2012	42	OLLI Class (HSU)	\$ 1,050.00	300
2/25-26/2012	16	Cal. Council for Wildlife Rehab.	\$ 490.00	45
3/11/2012	5	Memorial	\$ 250.00	60
4/21/2012	6	Memorial	\$ 125.00	20
4/27/2012	5	HSU Awards Banquet	\$ 175.00	50
6/11/2012	9	National Wildlife Federation	\$ 245.00	60
10/14/2012	3	Birthday Party	\$ 125.00	20
10/26/2012	5	Kiwanas Dinner	\$ 175.00	50
10/27/2012	3	Eid Celebration	\$ 87.50	60
11/10/2012	4	50th Wedding Anniversary	\$ 125.00	20
Totals	98		\$ 2,847.50	685

Redwood Park <i>Stage</i> Area Rentals 2012				
Date	Hours	Event / Organization	Revenue	Estimated Attendance
10/27/2012	3	Walk with a Doc Event	\$ 35.00	30
Totals	3		\$ 35.00	30

Redwood Park <i>Picnic</i> Area Rentals 2012				
Date	Hours	Event / Organization	Revenue	Estimated Attendance
3/3/2012	5	Fraternity Fundraiser	\$ 35.00	50
5/4/2012	3.5	School Potluck	\$ 35.00	120
5/13/2012	3	Birthday Party	\$ 35.00	40
5/19/2012	3.5	Baby Shower	\$ 35.00	25
5/27/2012	5	Graduation Celebration	\$ 35.00	35
6/2/2012	6	Retirement Party	\$ 45.00	40
6/9/2012	7	HSU women's Center Reunion	\$ 45.00	30
6/16/2012	5	Family get Together	\$ 35.00	20
6/20/2012	3.5	picnic	\$ 35.00	45
6/24/2012	3.5	Birthday Party	\$ 35.00	25
6/30/2012	4	Birthday Party	\$ 35.00	25
7/1/2012	5	Birthday Party	\$ 35.00	30
7/7/2012	11	Baby Shower	\$ 45.00	40
7/27/2012	5	Birthday Party	\$ 35.00	30
7/22/2012	4	Birthday Party	\$ 35.00	20
7/29/2012	4	Birthday Party	\$ 35.00	20
7/28/2012	5	Birthday Party	\$ 35.00	30
8/4/2012	3	AHS 1982 Reunion	\$ 35.00	40

Appendix 7

Redwood Park <i>Picnic</i> Area Rentals 2012 (continued)				
Date	Hours	Event / Organization	Revenue	Estimated Attendance
8/4/2012	4	family Reunion	\$ 35.00	50
8/10/2012	5	Potluck Dinner	\$ 35.00	50
8/19/2012	3	Ramadan end Celebration	\$ 35.00	60
9/3/2012	3.5	Birthday Party	\$ 35.00	30
9/7/2012	5	Graduation Picnic	\$ 35.00	90
9/9/2012	3.5	School Picnic	\$ 35.00	40
9/12/2012	5	Birthday Party	\$ 35.00	30
9/21/2012	5	Potluck	\$ 35.00	20
9/22/2012	6	Family Picnic	\$ 35.00	150
9/23/2012	5	Birthday Party	\$ 35.00	30
9/26/2012	5	Baby Shower	\$ 35.00	30
9/29/2012	5	Birthday Party	\$ 45.00	40
9/30/2012	3	Birthday Party	\$ 35.00	20
10/5/2012	5	Company Picnic	\$ 35.00	50
10/6/2012	5	Picnic Canadian Thanksgiving	\$ 35.00	30
10/14/2012	5	Birthday Party	\$ 35.00	50
10/21/2012	5	Birthday Party	\$ 35.00	20
Totals	164		\$1,265.00	1455

Redwood <i>Lounge</i> Rentals 2012				
Date	Hours	Event / Organization	Revenue	Estimated Attendance
Jan-Dec	67.5	Men's Group	\$ 1,350.00	216
7/28/2012	12	12 Hours of Humboldt	\$ -	100
8/14/2012	7	HSU Department Retreat	\$ 164.50	18
Totals	86.5		\$ 1,514.50	334

Appendix 8

Library Conference Room Rentals 2012

Total Hours	Event / Organization	Total Revenue	Total Estimated Attendance	Total Mtg Dates
8	Coastal Observation & Seabird Survey Team	\$ 100.00	15	1
4.5	ECKANKAR	\$ 56.25	36	3
1	Boy Scouts of America	\$ 15.00	14	1
6.5	Humboldt Wildlife Care Center	\$ 81.25	60	3
14	Green Party of Humboldt County	\$ 200.00	84	7
6	Northcoast Icarus Project	\$ 75.00	30	3
8	Girl Scouts Troop Meeting	\$ 100.00	60	4
10	Six Rivers Youth Football	\$ 150.00	100	5
53	Islamic Center for Arcata: Prayer	\$ 665.00	1590	53
32	Islamic Center for Arcata: Ramadan	\$ 402.50	640	32
143		\$ 1,845.00	2629	112

Appendix 9

Redwood Lounge Hours of Use 2012				
Month	ARD	Rentals	City Use	Total
January	8	2.5	0	10.5
February	16.5	10	0	26.5
March	10	10	0	20
April	73.5	5	0	78.5
May	57	7.5	0	64.5
June	55.5	5	0	60.5
July	43.5	17	0	60.5
August	66.5	7	0	73.5
September	30	5	0	35
October	36	7.5	0	43.5
November	14.5	5	4.5	24
December	11.5	5	0	16.5
Total	422.5	86.5	4.5	513.5

Redwood Lodge/Picnic/Stage Hours of Use 2012				
Month	ARD	Rentals	City Use	Total
January	2	0	0	2
February	14	30	4	48
March	14	24	2.5	40.5
April	16.5	25	10.5	52
May	12	15	3	30
June	118	38	0	156
July	198	34	0	232
August	162	15	0	177
September	18	46	0	64
October	39	34	0	73
November	9	4	6	19
December	0	0	0	0
Total	602.5	265	26	893.5

Bocce Equip Rental Use 2012	
Month	Total Days
January	0
February	0
March	0
April	0
May	0
June	2
July	0
August	1
September	2
October	4
November	0
December	0
Total	9

Larson Park Hours of Use 2012				
Month	Gazebo	Bocce Court	City Use	Total
January	0	0	0	0
February	0	0	0	0
March	0	0	0	0
April	3	0	0	3
May	17	0	0	17
June	7.5	0	0	7.5
July	8.5	0	0	8.5
August	14.5	8	8	30.5
September	12	8	8	28
October	12	12	12	36
November	0	0	0	0
December	0	0	0	0
Total	74.5	28	28	130.5

Library Conference Room Hours of Use 2012			
Month	Rentals	City Use	Total
January	8	8.5	16.5
February	17.5	17.5	35
March	8.5	15.5	24
April	12	17.5	29.5
May	8	9.25	17.25
June	9	22.75	31.75
July	19	9	28
August	30	14	44
September	8	4.5	12.5
October	10	16.5	26.5
November	7	8.5	15.5
December	6	11.5	17.5
Total	143	155	298

AMIC Hours of Use 2012				
Month	ARD	City Use	Hours of Use	Total
January	0	5.5	228	233.5
February	0	1.5	216	217.5
March	0	1.5	232	233.5
April	0	1.5	220	221.5
May	0	1.5	232	233.5
June	50	7.5	174	231.5
July	55	1.5	172	228.5
August	65	1.5	174.5	241
September	0	7.5	220	227.5
October	0	1.5	228	229.5
November	0	5.5	224	229.5
December	0	1.5	228	229.5
Total	170	38	2548.5	2756.5

Judo Hut Hours of Use 2012		
Month	ARD	Total
January	85	85
February	99.5	99.5
March	114.5	114.5
April	104.75	104.75
May	70.25	70.25
June	83.25	83.25
July	72.25	72.25
August	57.75	57.75
September	70.5	70.5
October	85.25	85.25
November	71	71
December	47.5	47.5
Total	961.5	961.5

"D" Street Community Center Hours of Use 2012				
Month	ARD	City Use	Rental	Total
January	66.5	9.5	7	83
February	78.5	0	0	78.5
March	87	0	34	121
April	85	4	26.5	115.5
May	97	0	13.5	110.5
June	97.5	0	18	115.5
July	88.5	0	14	102.5
August	75.5	14	14	103.5
September	73.5	0	10	83.5
October	115.5	14	0	129.5
November	84.5	16	5	105.5
December	72.5	7	18	97.5
Totals	1021.5	64.5	160	1246

Appendix 10 - Special Events 2012

Date	Hours	Location	Organization	Event Description	ARD Staff hours	People	City Fee's
4/14/2012	9	Plaza	North Coast Growers' Association	Arcata Farmer's Market	3	1500	\$ 1,000.00
4/13/2012	2	Streets	HSU Women's Resource Center	Take Back the Night	1	50	\$ 100.00
4/21/2012	9	Plaza	North Coast Growers' Association	Arcata Farmer's Market	0	1500	\$ -
4/28/2012	9	Plaza	North Coast Growers' Association	Arcata Farmer's Market	0	1500	\$ -
5/5/2012	9	Plaza	North Coast Growers' Association	Arcata Farmer's Market	1	1500	\$ -
5/10/2012	2	Plaza	Hum. Bay Bicycle Commuters	Rally- Bike Month	1	40	\$ 100.00
5/12/2012	9	Plaza	North Coast Growers' Association	Arcata Farmer's Market	0	1500	\$ -
5/12-13/2012	30	Streets	Arcata Main Street	Humboldt Arts Festival	3	2,000	\$ 375.00
5/19/2012	9	Plaza	North Coast Growers' Association	Arcata Farmer's Market	0	1500	\$ -
5/20/2012	11	Streets	Playhouse Arts	The Solar Eclipse	1.5	200	\$ 150.00
5/20/2012	7	Plaza	City of Arcata	Bike Rodeo	1	150	\$ -
5/26/2012	9	Plaza	North Coast Growers' Association	Arcata Farmer's Market	1	1500	\$ -
5/26/2012	8	Plaza	Kinetic Universe, Incorporated	Kinetic Grand Championship	5	1,000	\$ 750.00
6/2/2012	9	Plaza	North Coast Growers' Association	Arcata Farmer's Market	1	1500	\$ -
6/2/2012	6	Streets	Six Rivers Running Club	Atalanta's Victory Run & Walk	1	400	\$ 150.00
6/3/2012	2	Streets	Portuguese Hall	Holy Ghost Parade	2	200	\$ 150.00
6/3/2012	5	Streets	Humboldt Tri-Kids	Tri- Kids Triathlon	1	175	\$ 375.00
6/9/2012	9	Plaza	North Coast Growers' Association	Arcata Farmer's Market	1	1500	\$ -
6/16/2012	16	Plaza	Arcata Main Street	Oyster Fest	8	15,000	\$ 525.00
6/16/2012	9	Off Plaza	North Coast Growers' Association	Arcata Farmer's Market	1	1500	\$ -
6/21/2012	1	Plaza	Humboldt County Public Helath	Tobacco Free Humboldt	1	10	\$ -
6/23/2012	9	Plaza	North Coast Growers' Association	Arcata Farmer's Market	1	1500	\$ -
6/30/2012	9	Plaza	North Coast Growers' Association	Arcata Farmer's Market	1	1500	\$ -
7/4/2012	16	Plaza	Arcata Chamber of Commerce	4th of July Jubilee	3	2,000	\$ 925.00
7/4/2012	4	Marsh	Six Rivers Running Club	4th of July Fun Run/Walk	2	150	\$ 150.00
7/7/2012	9	Plaza	North Coast Growers' Association	Arcata Farmer's Market	1	1500	\$ -
7/14/2012	9	Plaza	North Coast Growers' Association	Arcata Farmer's Market	1	1500	\$ -
7/21/2012	9	Plaza	North Coast Growers' Association	Arcata Farmer's Market	1	1500	\$ -
7/28/2012	15	Redwood Park	Team Bigfoot	12 Hours of Humboldt	2	125	\$ 550.00
7/28/2012	9	Plaza	North Coast Growers' Association	Arcata Farmer's Market	1	1500	\$ -
8/4/2012	9	Plaza	North Coast Growers' Association	Arcata Farmer's Market	1	1500	\$ -
8/11/2012	9	Plaza	North Coast Growers' Association	Arcata Farmer's Market	1	1500	\$ -
8/18/2012	9	Plaza	North Coast Growers' Association	Arcata Farmer's Market	1	1500	\$ -
8/18/2012	6	Community Forest	Northern Cal. Horsemens Assoc.	Poker Ride	3	50	\$ 100.00
8/25/2011	9	Plaza	North Coast Growers' Association	Arcata Farmer's Market	1	1500	\$ -
9/1/2012	9	Plaza	North Coast Growers' Association	Arcata Farmer's Market	1	1500	\$ -
9/3/2012	12	Streets	Sister City Project	"I" Block Party	2	1,000	\$ 375.00
9/8/2012	9	Plaza	North Coast Growers' Association	Arcata Farmer's Market	1	1500	\$ -
9/15/2012	9	Off Plaza	North Coast Growers' Association	Arcata Farmer's Market	1	1500	\$ -
9/15/2012	12	Plaza	Same old People	North Country Fair	4	10,000	\$ 1,400.00
9/15/2012	9	Arcata Marsh	California Native Plant Society	CNPS Fall Plant Sale	1	300	\$ 150.00
9/16/2012	12	Plaza	Same old People	North Country Fair	4	0	\$ -
9/22/2012	9	Plaza	North Coast Growers' Association	Arcata Farmer's Market	1	1500	\$ -
9/27/2012	2	Arcata Marsh	Jacoby Creek School	Jr HS Cross Country Race	2	150	\$ -
9/29/2012	9	Plaza	North Coast Growers' Association	Arcata Farmer's Market	1	1500	\$ -
10/2/2012	2	Community Forest	Arcata High School	High School Cross Country Race	1	100	\$ 100.00
10/5/2012	4	Streets	Arcata High School	Homecoming Parade	1	1,000	\$ 150.00
10/6/2012	9	Plaza	North Coast Growers' Association	Arcata Farmer's Market	1	1500	\$ -
10/6/2012	6	Plaza	Northcoast Children's Services	Pastels on the Plaza	2	300	\$ 750.00
10/13/2012	9	Plaza	North Coast Growers' Association	Arcata Farmer's Market	1	1500	\$ -
10/13/2012	2	Streets	Portuguese Hall	Holy Ghost Parade	1	200	\$ -
10/13/2012	4	Streets	Arcata Fire Protection District	Arcata Fire Open House	1	250	\$ -
10/14/2012	3	Redwood Park	Six Rivers Running Club	Forest Run	1	50	\$ 100.00
10/20/2012	9	Plaza	North Coast Growers' Association	Arcata Farmer's Market	1	1500	\$ -
10/27/2012	9	Plaza	North Coast Growers' Association	Arcata Farmer's Market	1	1500	\$ -
10/31/2012	4	Plaza	Arcata Main Street	Trick or Treat on the Plaza	1	500	\$ -
11/3/2012	9	Plaza	North Coast Growers' Association	Arcata Farmer's Market	1	1500	\$ -
11/3/2012	9	Streets	Pacific Outfitters	Snowboard Rail-Jam	3	250	\$ 150.00
11/10/2012	4	Arcata Marsh	HDN Del Norte HS	Cross country Championships	1	125	\$ 100.00
11/10/2012	9	Plaza	North Coast Growers' Association	Arcata Farmer's Market	1	1500	\$ -
11/12/2012	8	Community Forest	HSU	Veteran's Day Run	1	200	\$ 150.00
11/17/2012	3	Streets	Six Rivers Running Club	Arcata Bottoms Run	2	50	\$ 100.00
11/17/2012	9	Plaza	North Coast Growers' Association	Arcata Farmer's Market	1	1500	\$ -
12/7/2012	5	Plaza	Arcata Main Street	Season of Wonder & Light	1	500	\$ 400.00
520				94.5		84,525	\$ 9,325.00
Hours		Events		People		City Fees	

This page intentionally left blank.