

# **Arcata Parks and Recreation**

## **2022 Annual Report**

Special thanks to our participants,  
community partners, volunteers,  
staff, other city departments, the  
Parks and Recreation Committee  
and City Council for making  
another successful year.

**Creating Community Through People, Parks and Programs**

# **Arcata Parks and Recreation**

## **Annual Report 2022**

### **Table of Contents**

Creating Community through People, Parks and Programs	1
Parks and Recreation Divisions Year 2022 Overview	2
Recreation Division	4
Programs, Classes and Community Events	
Youth Development Scholarship Fund	
Grants and Donations	10
Parks and Facilities Division	11
Parks and Fields	
Buildings	
Special Events, Film Permits, Plaza Vending and Bayside Park Farm	
Collaborations and Community Partners	14
Parks and Recreation Committee	18
Appendices	21



## **Creating Community through People, Parks and Programs**

The primary focus of the Parks and Recreation Divisions is to enrich individuals, families, and our community through the provision of services, facilities, and programs that improve the quality of life for our citizens.

The Arcata Parks and Recreation Divisions exist to:

### **CREATE COMMUNITY**

- ◆ Protect environmental resources
- ◆ Facilitate community problem-solving
- ◆ Increase cultural unity
- ◆ Strengthen community image and sense of place
- ◆ Support economic development

### **PROMOTE HEALTH AND WELLNESS**


- ◆ Create an active and healthy community through diverse and innovative recreation programming
- ◆ Provide space to foster human development
- ◆ Provide space to learn & play, space to be safe & secure, and space to create & imagine

### **FOSTER YOUTH DEVELOPMENT**

- ◆ Provide youth with a variety of experiences to nurture individuality
- ◆ Spark imagination and encourage cooperation
- ◆ Build the skills needed for success in the next stage of development

The Arcata Parks and Recreation Divisions provide essential community benefits including:

- ◆ Healthier residents
- ◆ Sense of well-being in the community
- ◆ Safer neighborhoods
- ◆ A higher quality of life
- ◆ Increased property values
- ◆ Opportunities for youth, adults, and seniors to participate in programs and events
- ◆ Partnerships with community agencies, public and private
- ◆ Cultural expression and unity





## **Parks and Recreation Divisions Year 2022 Overview**

The Parks and Recreation Divisions impact the lives of many people.

Easily tracked are individuals who utilize our Recreation Programs every year. Other individuals served through Parks and Recreation include the thousands who use the parks, sports fields, and buildings throughout the year.

### **Overview of Programs and Community Events**

<i>Classes and Programs</i>	<i>Participants<sup>1</sup></i>	<i>Revenue</i>	<i>Expenses</i>	<i>Net Revenue*</i>
<b>Creating Community</b>				
Bayside Park Community Garden	51	\$2,796	\$0	\$2,796
Bike Rodeo	73	\$0	\$1,229.26	-\$1,229.26
Bowl of Beans Benefit**	0	\$0	\$0	\$0
Challenge Course	36	\$500	\$71	\$429
Holiday Craft Market	1,400	\$9,401	\$1,239	\$8,162
Lantern Ceremony	125	\$0	\$0	\$0
<b>Health and Wellness</b>				
Drop-In Activities	1,634	\$5,095	\$5,779.33	-\$684.33
Gymnastics	133	\$12,408	\$6,767	\$5,641
Gymnastics Birthday Parties	24	\$300	\$210	\$90
Jujitsu	146	\$4,674	\$2,804	\$1,870
Special Olympics Tournaments	250	\$0	\$0	\$0
Youth Basketball**	0	\$0	\$0	\$0
<b>Youth Development</b>				
Adventure Camp	384	\$46,940	\$27,180	\$19,760
Arcata Break Camp	33	\$4,479	\$1,472	\$3,007
Art Camp	198	\$15,666	\$10,609	\$5,057
Art Birthday Parties**	0	\$0	\$0	\$0
City Arts	91	\$3,300	\$2,691	\$609
First Year Playgroup	1,341	\$7,000	\$3,871	\$3,129
Forest Camp	346	\$42,334	\$29,419	\$12,915
Leader-In-Training	197	\$4,164	\$1,222	\$2,942
Marsh Camp	206	\$16,837	\$12,229	\$4,608
Play Center	3,674	\$16,578	\$13,301	\$3,277
Redwood Day Camp	549	\$63,186	\$31,304	\$31,882
Skate Camp	250	\$22,896	\$9,471	\$13,425
<b>Yearly Totals</b>	<b>11,141</b>	<b>\$278,554</b>	<b>\$160,868.59</b>	<b>\$117,685.41</b>

\* Net Revenue partially covers full-time staff salaries, and the balance is covered by the General Fund.

Those events and programs marked with

\*\* did not take place during 2022 due to COVID restrictions and or associated impacts on staffing.

### **Overview (continued)**

<b>Facility Use Hours</b>	<b>2019</b>	<b>2020</b>	<b>2021</b>	<b>2022</b>
Total Field Reservation Hours	2,304	314	1,333	2,003
Total Building Hours <sup>2</sup>	16,293	8,506	8,093	16,574
City Hall Operating Hours	1,992	1,992	1,992	1,992
Transit Center Operating Hours	2,070	2,070	2,070	2,070
Special Event Hours	768	460	620	876

<b>Resident Use</b>	<b>2019</b>	<b>2020</b>	<b>2021</b>	<b>2022</b>
Resident Participants	47%	44%	48%	47%
Non-Resident Participants	53%	56%	52%	53%
<b>Scholarship Use</b>	<b>2019</b>	<b>2020</b>	<b>2021</b>	<b>2022</b>
Youth Development Fund (YDF) Participants <sup>3</sup>	325	20	33	59

<b>Revenue Overview</b>	<b>2019</b>	<b>2020</b>	<b>2021</b>	<b>2022</b>
Recreation Program and Event Revenue	\$416,144	\$231,838	\$194,685	\$278,554
Non-Resident Fees	\$20,447	\$6,449.40	\$8,448	\$13,897
Contract Class Revenue	\$4,717	\$1,233	\$975	\$2,625
Youth Development Scholarship Fund Usage	\$8,412	\$3,117	\$3,785	\$4,827
Total Field/Court Revenue	\$67,246	\$1,796	\$37,364	\$41,260
Total Building/Facility Revenue	\$64,942	\$9,238	\$29,632	\$80,914
Parks and Recreation Grants/Donations	\$84,227	\$59,378	\$41,590	\$35,490
Bayside Park Farm Revenue	\$15,106	\$29,250	\$25,405	\$20,069
Special Event Revenue	\$19,037	\$8,708	\$5,814	\$11,254
Film Permit Revenue	\$166	\$856	\$173	\$354.25
Vending Revenue	\$487	\$4,000	\$6,000	\$6,120

\*See full report and appendices for detailed information. \*

1 – Participants registered for programs, contract classes and camps using RecTrac/WebTrac. Many participants register for multiple sections.

2 – Includes Rentals, Recreation, and other city department use of the Arcata Community Center, Redwood Lodge, Redwood Lounge, Stage Area and Picnic Area, D Street Neighborhood Center, Library Conference Room, Judo Hut and the Arcata Marsh Interpretive Center.

3 – Includes art camps and programs.

## **RECREATION DIVISION**

The Recreation Division provides a wide array of public recreational programs and community events throughout the year. In addition, Recreation staff coordinates the City's Special Events, Film, and Plaza Vending Permits and the Bayside Park Community Garden applications and Farm Shares as well as overseeing the Arcata Marsh Interpretive Center programming and staff.

Recreation Division staff is responsible for all City facility and field rentals including the Community Center, D St. Neighborhood Center, Redwood Lodge and Lounge, Redwood Park Picnic and Stage areas, the Arcata Ballpark and Sports Complex, Pacific Union Field, Larson Park tennis courts, bocce ball courts and gazebo, and Library Conference Room.

The Division also serves as a clearinghouse for information regarding activities and services offered by other City Departments and local service providers. The Recreation Division employs four full-time and numerous part-time staff. Community volunteers support City programs including Youth Basketball, Drop-In Activities, Community Events, Bayside Park Farm and Play Center.

### **Programs, Classes and Community Events**



The Recreation Division offers both seasonal programs such as Summer Camp and Youth Basketball as well as year-round programs including Gymnastics, Ceramics, Play Center, Drop-In Activities, and a variety of youth and adult contract classes.

The City of Arcata Recreation Division complies with the Americans with Disabilities Act (ADA), which prohibits discrimination based on a disability. The Recreation Division makes reasonable accommodations in recreation programs to enable participation by individuals with a disability who meet essential eligibility requirements. Recreation programs offered by Arcata Recreation are available in the most integrated setting appropriate for each individual.

Recreation Division programs and classes generated \$278,554 in total revenue during 2022. Many children and adults register for classes or programs multiple times throughout the year. Since its inception in 2012, online registration continues to be well utilized.

We were able to re-introduce some programs previously closed due to COVID, however, the Recreation Division continued to be impacted. Like so many industries, we faced challenges with part-time staffing and so our programming has been affected. Summer Camps were further impacted when positive COVID cases in both staff and campers forced us to cancel days or even weeks of camp.

# CREATING COMMUNITY

## Bayside Park Community Garden

Individuals and families can rent 4 X 25-foot garden plots to grow organic fruit, vegetables, and flowers for non-commercial use. Each plot rented for \$80 per year for Arcata Residents and \$92.50 for non-residents. There are 36 garden plots.



## Bike Rodeo

In 2022, the Bike Rodeo returned for the first time since 2019 and took place in a new location near Carlson Park. Bike rodeos provide opportunities for the community to have fun on their bicycles while also encouraging smart cycling safety practices. Bike safety and education stations are available where participants can get proper helmet fitting, equipment safety inspections, and participate in fun activities revolved around smart cycling practices. Carlson Park Dr. was closed off to make room for bicycle education stations and food vendors. Over 70 participants attended the event and could only be possible thanks to the many volunteers that attended to help facilitate these activities.

## Bowl of Beans Benefit



This year, HC Black Music & Arts Association hosted a Martin Luther King Day March on the Plaza and Celebration at the Arcata Community Center featuring live music and dancing, keynote speakers, food and more.

Still impacted by the effects of COVID on staffing and volunteers, Arcata Elementary School was unable to partner with the City this year to host the Annual Bowl of Beans benefit. Other community partners such as the Arcata Interfaith Gospel Choir and Children's Choirs were also dismantled during COVID. The Recreation Division will continue to explore the best ways we can contribute to a community wide Martin Luther King Jr. Day celebration in years to come.

## Challenge Course

Located at Redwood Park, the course is a community resource for team building, personal development, and expanding one's experiences as an individual or teammate.

## Holiday Craft Market

The 21<sup>st</sup> Annual Holiday Craft Market was held on Saturday, December 10<sup>th</sup> and Sunday, December 11<sup>th</sup>. Hand crafted items were donated by vendors and awarded to lucky raffle ticket winners. The market returned this year after closure during the Covid pandemic with approximately 1,400 shoppers attending the two-day event. Shoppers enjoyed browsing for jewelry, hand crafted clothing, hand-blown glass, puzzles, pottery and much more. This year's entertainment included twelve volunteer performances. The proceeds from the event, totaling \$8,162, supported the Arcata Recreation Youth Development Scholarship Fund.

# PROMOTING HEALTH AND WELLNESS

---

## **Drop-In Activities**

By March 2022, regular drop-in activities were offered at the Community Center. Three part time building supervisors were hired to facilitate the activities. These activities include pickle ball, badminton, table tennis, basketball and volleyball. Drop-in programs served 1,634 participants throughout the year. The program was slow to start back up with lots of participants still feeling cautious sharing indoor spaces. There were lots of changes to the schedule throughout the year to assess which days and times best suit the activity and the user group. By the end of 2022, we began to reach a more regular routine that helped participants become more aware of activity calendars. The fee is \$3 per drop-in or participants can purchase a \$20 drop-in punch card.

## **Gymnastics**

The Arcata Recreation Gymnastics program offers an affordable, high-quality program to youth ages 5-12yrs. Students are coached through skill progressions developed by USA Gymnastics. The program typically offers six sessions throughout the year. The program continues to grow after being closed during COVID offering additional classes and staff. During 2022, we served 133 gymnasts, most enrolling in multiple sessions.

## **Special Olympics Tournaments and Young Athletes Program**

The Recreation Division typically collaborates with Special Olympics Northern California and Humboldt State University to coordinate the Annual Bocce Bonanza for local High School students with differing abilities. The Young Athletes Program is another partnership program that provides children ages 3-7 years an introduction into the world of sport through activities that increase skills and reduce barriers. Unfortunately, this year due to the COVID shutdown, these programs did not take place.

## **Youth Basketball**



The Youth Basketball League did not take place in 2022 due to the continued pandemic and the indoor, close contact nature of the game. In addition, during 2022 the Recreation Division saw many transitions in staffing, making the huge undertaking of managing a league of this size out of reach. The Youth Basketball Program will return for the 2023 season at about 60% capacity in comparison to 2020 registration.

In the past, the Youth Basketball Program served almost 600 youth in grades 1-12 on 56 teams. In all, there were 9 divisions, split by age and gender, with a 9-12 grade boys and girls combined division. Registration fees of \$70 per player (\$81 non-resident) and multiple \$225 sponsor fees provide the revenue for this program. Sponsors are recognized through having their name on team shirts and advertising.

All teams practice weekly at the Arcata Community Center and play games every Saturday. In addition to the Arcata Community Center, Jacoby Creek School, Pacific Union School and Sunny Brae Middle School gyms were used for the games in the past. The annual "Silent Weekend" took place again promotes positive sportsmanship among spectators. Fans are encouraged to show their support by clapping while refraining from all verbal cheering.



# FOSTERING YOUTH DEVELOPMENT

---

## **Adventure Camp**

This highly popular camp serving 9 to 12-year-old adventure seekers for nine weeks this summer expanded to a full day program with added camp spots to meet the continued growing demand. Themed weeks focused on camper skill development in shelter building, knots, hiking, track identification, compasses, maps, GPS, fire building, camp safety, backpacking, and first aid.



## **Arcata Break Camps**

The Division offers camps for youth ages 5-12 during school breaks. In 2022, we offered a Thanksgiving and Winter Break Camp. Camps typically take place at the Teen Room in the Arcata Community Center. The camp offers full-day care with extended care starting at 8 am and ending at 5:30pm at no additional charge. This successful camp enables registrants to participate in arts and crafts projects, games and activities. Revenue and participation totals vary year to year as the dates of the second week of Winter Break Camp fluctuate and dictate whether camp takes place before or after the New Year.

## **Art Camp**

Budding artists gain exposure to a wide variety of art mediums as well as art history and theory. Art Camps for youth ages 5-8 and 8-12 years were offered alternately throughout the nine weeks of summer.



## **Birthday Parties**

2022 brought the return of Gymnastics themed birthday parties at the Judo Hut. These two hours parties provide facility space, gymnastics and play equipment, supervision and fun, while the parent supplies the guests and refreshments. We offer families birthday celebrations with no stress or mess.

## **City Arts**

City Arts is the umbrella name giving to the variety of art programming offered by the Recreation Division. Our popular Family Ceramics classes returned in 2022 after nearly two years of closure due to COVID. These classes offer an intentionally affordable option for community members who might not otherwise be able to afford classes at a private studio. Participants learn a variety of hand building and glazing techniques. Elements of Art was an afterschool arts program offered to youth ages 5-8 and 9-14. Art instructors offered instruction in a variety of art mediums as well as a creative space for free expression.

## **First Year Playgroup**

In partnership with First 5 Humboldt the Recreation Division provides programming that supports families with the transition into parenthood beginning with pregnancy through the first year of a child's life. Throughout 2022, this programming and support has taken on many different forms as we continued to adjust and adapt to the regulations set forth by local and state COVID guidelines as well as the needs of the community. The program returned indoors in November of 2022.

## **Forest Camp**

This full day summer camp was developed in 2020 to meet the community's needs for childcare. Here campers ages 5-8 years explore the Arcata Community Forest and discover the unique landscape and habitat for all life forms that live and grow within its expanse. Each week offers different themes and activities.



## **Leader-In-Training**


Leaders-In-Training (L.I.T.), ages 13-17 years, work with youth ages 5-12 years, helping plan and lead activities, games and more. Registrants, gain firsthand work experience through the L.I.T. Program. Leaders-in-Training earn community service hours while acting as role models to our campers. Teens leave the program with job experience, professional references, and a summer of positive memories. All summer camps utilized the help of L.I.T.s. During the summer of 2022, we had more than 40 L.I.T.s, most of which served multiple weeks and multiple camps.

## **Marsh Explorers Science Camp**


Camps offered at the Arcata Marsh Interpretive Center included themes focused on water, species, and the marsh habitat. Marsh Camps served youth ages 5-8 years. Youth investigated the natural world through experiments, individual projects and engaging science learning.

## **Play Center**

In partnership with First 5 Humboldt, the Arcata Play Center offers a safe comfortable environment for families to meet and share parenting and play experiences with their infants/children up to five years of age. In 2020 prior to the shutdown Play Center



meet at the D St. Neighborhood Center Monday through Wednesdays from 10am - 12pm. A \$3 daily drop-in donation per child is requested, but not required. Throughout the year, families are provided with resources addressing nutrition, car seat safety, health and wellness, parenting support and developmental stages. Several adaptations and additions were made to Play Center programming in 2022 allowing us to continue to provide support to families during COVID.



Early in the year, Playdates in the Parks was incredibly successful. By rotating parks in Arcata, we have been able to introduce families to new parks and playgrounds that they didn't even know existed. Additionally, the playgroup/library partnership provided families an opportunity to connect with the local public library during a time when the library remained closed to the public. The partnership built a connection and familiarity for families with the library and librarian. July through August 4<sup>th</sup> we offered Playdates in the Parks at rotating parks in Arcata on Tuesdays and playgroup at the D St Neighborhood Center parking lot on Wednesdays and Thursdays.



In August, feedback from families initiated a scheduling shift to three days of Playdates in the Parks. Playdates were held Tuesdays, Wednesdays and Thursdays with a consistent location at the identified participant favorite, Chevret-Vaissade park, on Wednesdays. This schedule continued through October. On October 31<sup>st</sup> we made the shift back indoors at the D St Neighborhood Center with programming on Mondays (filling the gap as there are no other local playgroups this day), Tuesdays and Wednesdays. All these changes required intensive outreach to families, as well as flexibility and creative thinking on the part of staff.

### **Redwood Day Camp –**

During the summer of 2022, we were able to bring Redwood Day Camp back to half capacity, serving as many as 50 campers each week with both half day and full day options. Youth enjoyed weekly themes participating in daily activities including arts & crafts, games, and hiking.

### **Skate Camp**

At Skate Camp youth, ages 6-12 years, of all skill levels learn how to be safe and have fun at our local skate park. Instructed in partnership with AMPT Skate Shop, this program focuses on park safety, etiquette, street and vert riding, and style. Youth strengthen their skills during nine, weeklong sessions.

### **Contract Classes**

Contractor instructors plan, organize, and supervise specialty classes. They receive 60% of the revenue. The 40% of revenue retained by the Division is used to offset the cost of advertising, facility use, registration, and administration.

### **Youth Development Scholarship Fund**

The Youth Development Scholarship Fund provides a 30% fee reduction to youth from qualifying low-income families. The fund relies solely upon grants, donations, and fundraisers to provide this invaluable service to the community. During 2022, 59 youth participants received scholarships providing a total of \$4,827 in assistance. These children attended Gymnastics classes, Summer Camps and Break Camps. In 2022, Humboldt Sponsors and Humboldt Area Foundation donated to this fund. Proceeds from The Holiday Craft Market also support the Youth Development Scholarship Fund



### **Valley West Community Programming**

The Environmental Community Services Division has worked to increase recreation programming, community development, beautification, and sense of place in the Valley West Community. This has included hosting pop-up recreational programming, implementing the Community's Participatory Budget priorities, working with several user groups to hold events at Carlson Parks, partnering with CUNA on a number of projects and programs, implementing public art in Valley West Park, and facilitating community clean-up days.

## **Grants and Donations**

**The Recreation Division received \$35,490 in donations and grants during 2022.**

- ❖ Youth Development Scholarship Fund Donations Totaled: \$11,912
  - Humboldt Sponsors Donation \$2,000
  - Humboldt Area Foundation Donation \$1,750
  - Holiday Craft Market Donation \$8,162
- ❖ First 5 Humboldt County granted \$23,500 to the Play Center and First Year Playgroup programs.
- ❖ Play Center Participant Donations \$78



# **PARKS AND FACILITIES DIVISION**

The Parks & Recreation Divisions share the responsibility of renting City facilities and supporting community events, activities and tournaments. The Parks and Facilities Division maintains, prepares and supports activities scheduled at the City's buildings, parks and sports fields.

The Parks and Facilities Division responsibilities include design, development, landscaping and maintenance of Arcata's City parks and facilities. The Division maintains 30 open space areas totaling 106 acres. This system includes neighborhood and community parks, 15 playgrounds, nine athletic fields, special use and linear parks (tennis, skateboarding, bocce, pickle ball, greenways), non-motorized trail systems, family picnic areas, community gardens and farm, the downtown Plaza and open space areas. The Parks and Facilities division cleans and maintains City buildings and landscaping, parking lots, pedestrian corridors, roadway and sound-wall landscaping, and provides graffiti and illegally dumped solid waste abatement. Vandalism clean-up/ repair also falls to the Parks and Facilities Division.

Key highlights of 2022 include:

- A new mural was completed on the basketball court at Valley West Park.
- The Parks Division continues to work to develop Carlson Park in the Mad River Business Park.
- Redwood Park design and outreach has advanced, with construction anticipated to be completed in Fall 2023.
- The City completed preliminary design and environmental studies for the Annie and Mary trail that will eventually connect Arcata to Blue Lake along the historic Annie Mary Rail corridor.
- The City has advanced a first Call for Public Art, anticipated to be released in 2023.
- Jump Trail construction has advanced and is anticipated to be completed in 2023.
- Planning and outreach for Bloomfield Neighborhood Park was completed and designs are underway.
- The City, in partnership with CUNA, held the first Valley West participatory budget process which prioritized park improvements, community beautification, and programming in the Valley West Community.

## **Field Rentals and Use**

The City accommodated 2,003 hours of field time in 2022. Often groups call in to check availability prior to submitting a written request and are informed it is already scheduled. This unmet need is not reflected in the table below. This year there were 4 rainouts. See Appendix 3 for complete information on field reservations and use.

The Parks Division maintains nine sports fields and courts that are used by a variety of groups for practice, tournaments, and league play in softball, baseball, soccer, ultimate frisbee, tennis, pickleball and bocce. The City operates four baseball/softball fields: The Arcata Ball Park, Sports Complex North and South and Pacific Union Park. Multi-use fields include the Pacific Union Field (two "under 12"/one full-size soccer) and the Sports Complex (two full-size fields/one "under 12").

**Total Field Reservations Hours by Field – Table C**

	<b>Ball Park</b>	<b>SCN Softball</b>	<b>SCS Softball</b>	<b>SCE Soccer</b>	<b>SCW Soccer</b>	<b>SC 3<sup>rd</sup> Soccer</b>	<b>Pacific Union</b>	<b>Grand Total</b>
<b>Requested</b>	387.5	240.5	234	383.5	278.5	103	376	2,003
<b>Scheduled</b>	387.5	240.5	234	383.5	278.5	103	376	2,003
<b>Rainouts</b>	0	0	0	3	1	0	0	4

Many organizations use the fields maintained by the City including: Humboldt Crabs, Arcata High School (AHS), Humboldt State University (HSU), College of the Redwoods, Mad River Softball Association (MRSA), Arcata Little League (ALL), Senior Softball, Special Olympics, Humboldt Soccer League (HSL), Eagles Baseball, Football Club Samoa, USTA/Humboldt Tennis, US Coast Guard, Temple Beth El, North Coast Preparatory Academy, Humboldt Fast Pitch Softball Association, Northern Humboldt Steelheads, Pacific Union School, Jacoby Creek School and Mad River Youth Soccer League (MRYSL), Humboldt Soccer Academy, and American Legion.



## **Buildings**

The City provides seven buildings for rent: The Arcata Community Center, Redwood Lodge, Redwood Lounge, Arcata Marsh Interpretive Center, D St. Neighborhood Center, the Library Conference Room and the Judo Hut. The Parks and Facility Division maintains these buildings as well as City Hall, the Library, Transit Building, Arcata Resource Center and Public Works Annex.

## **Building Rentals and Use**

During 2022, city buildings were used for many community and private events. Those events were held at the Arcata Community Center, Redwood Lodge, Library Conference Room, Redwood Lounge, Redwood Park Picnic Area, Larson Park Gazebo, D St. Neighborhood Center, Judo Hut and the Arcata Marsh Interpretive Center. City Hall and the Transit Center provide daily services to the community. Table D shows the number of hours each facility was used, the revenue generated from building rentals and the number of people attending. For a complete breakdown of facility use by building, see Appendices 4-9.

**Annual Facility Use, Reservations and Revenues – Table D**

<b>Facility</b>	<b>Total Hour</b>	<b>City Use / Snr Program</b>	<b>Rental Hours</b>	<b># of Rentals</b>	<b>Revenue</b>	<b>Rental Attendance</b>
<b>City Hall</b>	1,992	1,992	0	0	\$0	N/A
<b>Arcata Community Center</b>	6,218.75	5,100.5	1,118.25	308	\$45,762.99	22,878
<b>Larson Park Gazebo</b>	100.5	0	100.5	18	\$726.25	655
<b>Redwood Lodge/Picnic/Stage</b>	1,848	1105	743	119	\$12,526.20	6,533
<b>Redwood Lounge</b>	844.25	786.5	57.75	8	\$1,157.45	375
<b>Judo Hut</b>	117	117	0	0	0	0
<b>Library Conference Room</b>	283.75	33.5	250.25	194	\$3,065.81	3,210
<b>D St. Neighborhood Center</b>	1,556.50	579.25	977.25	214	\$17,675.70	4,816
<b>Arcata Marsh Interpretive Center</b>	1,543.25	487.25	31.5	7	\$0	305
<b>Arcata Transit Center</b>	2,070	2,070	0	0	\$0	N/A
<b>Totals</b>	<b>16,574</b>	<b>12,271</b>	<b>3,278.50</b>	<b>868</b>	<b>\$80,914.40</b>	<b>38,772</b>

## **Arcata Community Center**

The Arcata Community Center was the site for many programs, activities, and community rentals this year. Many large events and fairs returned this year to regular capacity. NPA continued gym use for their P.E. program and other local schools utilized gym court space when available and the Humboldt County Flea Market once a month. There was a large increase in facility usage for large celebrations or gatherings like weddings, memorials, fairs, and fundraisers. The Recreation Division also held many classes and programs while other departments and joint-use partners used the building as well. The Senior Resource Center was able to reopen in-person dining three days every week and still provided to-go meals once a week, along with senior programs like table tennis and tai chi. See Table E, for a breakdown of the hours used by facility users.

**Arcata Community Center Use – Table E**

Program	Recreation Programs	Contract Classes	Drop-In Activities	Misc. City Meetings	Senior Program	Rental Hours / Schools	Total Hours*
Hours	1,293	0	1,266.25	187	2,532.25	1,325.50	6,604

\* Total hours are based on individual room usage in Arcata Community Center (Teen Room, Arts and Crafts Room, Multipurpose Room, Senior Room, and Kitchen) and therefore may be greater than overall facility use



## **Special Events**

Special Events are community-coordinated events at City parks and facilities. Special Event Permits are required for any event at a city park that requires road closures, or extra city services. The Recreation Division handles the permitting process and coordinates setup and maintenance with the Parks Division. The Parks Division is responsible for facility and park preparation, coordination of sound, electrical and water use, and facility/park clean up. The Streets Division provides fencing and barricades for street closures. The Police Department may step up patrols in neighborhoods or in some cases assign officers to events.

Many of these events raise funds for local causes, non-profit agencies, or unique community needs. In addition to raising funds, special events, like Godwit Days and Kinetic Sculpture Race, give Arcata its unique flavor and attract many visitors annually. In 2022 the largest events Arcata annually host returned such as Kinetic Grand Championship, Oyster Festival, North Country Fair, and Flynn Creek Circus. In 2022 there were many new events that started that were able to take advantage of community grant funding to help provide equipment and pay fees. See Appendix 10 for a complete list of all Special Events in 2022.

## **Film Permits**

The Recreation Division handles the film permitting process for the City of Arcata. There were two film permits filed for the Arcata Community Forest trails for a total of 5 days of production.

### **Vending Permits**

The Recreation Division handles the vending permitting process for the City of Arcata. The vending permit system experienced changes during 2022. These changes included more specific distinction and separate permits between plaza vending, sidewalk vending and food truck vending. Sidewalk vendors have certain criteria that apply to protect public safety and plaza vendors have 3 different locations to choose from within currently food truck vendors can obtain a permit to vend at either the D Street Neighborhood Center, the Arcata Community Center. This year we had one vendor permit for the D Street Neighborhood Center. This vendor operated for a total of 313 days in 2022.

### **Bayside Park Farm**

The Bayside Park Farm, which was the first CSA (Community Supported Agriculture) in Arcata, has provided the community with local and organic produce for 30 years. The farm is funded by community shareholders who receive a weekly share of the harvest.

The Bayside Park Farm demonstrates sustainable farming practices. Over the years, this farm has supported many generations of student farmers who have moved on to become some of our area's notable farmers.

In 2022, the Farm supported 34 shareholders through the growing season (June through October). The Bayside Park Farm also offered winter "You-Pick" Shares (November through February), supporting 14 shareholders. In 2022, the Farm continued utilizing Interns as well as hosting Drop-In Volunteer Days. The farm donated 596 pounds of produce to Food for People, the local food bank.



## **Collaborations and Community Partners**

The success of many recreation and park activities would not be possible without assistance from long standing community partners. During 2022, the Parks and Recreation Divisions collaborated with the following organizations:

### ***Adopt-A-Park Program***

Through the Adopt-A-Park program, community members and service groups volunteer their time and resources to perform weekly clean up, exotic species removal, tree planting, painting, building maintenance, and landscape beautification. All City parks are included in this program.

### ***AMPT Skate Shop***

Ampt Skate Shop partners with the City to staff, sponsor, and provide protective gear for youth during Skate Camp sessions at the Arcata Skate Park.

### ***Arcata Elementary School District***

Arcata Elementary School District is a strong supporter of Recreation Programs. They allow us to utilize their gymnasium for Youth Basketball when necessary. The Recreation Division collaborates with Arcata Elementary to host the Annual Bowl of Beans Fundraiser. This event did not take place in 2022.



### ***Arcata Chamber of Commerce***

The Arcata Chamber of Commerce puts on the 4th of July Jubilee event on the Plaza, this event did not take place in 2022.

### ***Arcata Mainstreet***

We continue to coordinate on numerous events throughout the year ranging from the Season of Wonder and Light Winter Holiday events to Trick or Treat on the Plaza, Art Markets, Summer Concert Series, May Day, Oyster Fest and more.

### ***Cal Poly Humboldt***

The Cal Poly Humboldt Sierra Club/Natural Resources Club continued their involvement performing trail renovation, tree planting, and exotic species removal. Our partnership with the Kinesiology and Recreation Administration Departments provides internships and special projects.

### ***California Conservation Corps***

The California Conservation Corps assisted with plantings and invasive species removal.

### ***Changing Tides***

Changing Tides Family Services provides training opportunities for childcare providers and those working with families with young children. Offers PPE supplies such as adult and children's masks, hand sanitizer, disinfectant wipes, PURE spray, gloves etc. Supplements childcare fees for incoming qualifying families and refers families to city programs.

### ***Community Volunteer Supported Activities***

The Recreation Division hosts several different Community Volunteer Supported Activities; Badminton, Basketball, Community Song Circle, Hula Dance, Samba Drumming, Table Tennis, Ukulele, and Volleyball. These groups meet on a weekly basis and allow players and singers of all ages and skill levels to participate. Very dedicated volunteers staff the activities allowing the City to offer these programs for a minimal drop-in fee.

### ***Community United of North Arcata (CUNA)***

CUNA believes that by focusing on community engagement and strategic collaboration, we can collectively work towards building a better represented Valley West. They have officially adopted Carlson Park and regularly host clean up days and other events onsite.

### ***First Five Humboldt***

First Five Humboldt provides funding, educational and training resources, parent workshops and program staff support for the Arcata Play Center and First Year Playgroup.

### ***Friends of the Arcata Marsh (FOAM)***

FOAM works closely with the City to support educational opportunities at the Arcata Marsh and Wildlife Sanctuary including staffing the Marsh Interpretive Center and leading Marsh tours for community and school groups.

### ***Full Cycle***

Full Cycle is a worker-owner bicycling powered community compost collection and processing company. Fully Cycle and the City have partnered to provide use of the Earth Tub Digester at Bayside Park Farm and compost collection services and processing to selected city programs.



### ***Humboldt County Office of Education***

A group from the Humboldt County Office of Education assists with the maintenance of the City Hall parking lot, planters, and roundabouts.

### ***Humboldt Crabs***

The Humboldt Crabs continued their partnership and held a complete season. The Humboldt Crabs estimate that they have over 30,000 attendees annually.

### ***Jacoby Creek School***

Jacoby Creek School provides gymnasium space for recreation basketball and other programs throughout the year. They are very helpful and flexible in the scheduling of the facility as we each work towards maximizing gym use during peak seasons. The cross country/track teams at Jacoby Creek School use fields at the Arcata Sports Complex for practices throughout the year and for the County Cross Country Championship in October. 2022 was yet another year the Youth Basketball Program did not return and how Recreation Division did not use Jacoby Creek School gym for programming. In 2023 we will plan to re-establish a new MOU with hopes of returning our programming to pre-pandemic capacities and plan to utilize their gym to host 7/8 grade boys and girl's teams.

### ***The Minor Theatre***

In 2021 the Minor Theater supported Friday Night Flicks at the Arcata Ball Park. Friday Night Flicks did not return in 2022 and are scheduled to return in 2023.

### ***Native Plant Society***

Californian Native Plant Society volunteers continue to maintain the landscaping along the 7th Street walkway leading to the Arcata Community Center.

### ***North Coast Community Garden Collaborative***

The collaborative operates as a support network of and for community gardeners on California's north coast. The North Coast Community Garden Collaborative (NCCGC) works to bring community partners, gardens and gardeners together to improve access to affordable, healthy, fresh and culturally appropriate foods. NCCGC develops and delivers a monthly newsletter and provides community gardeners with opportunities for garden gatherings, educational events and sharing of resources.

### ***Pacific Union School District***

The Recreation Division is fortunate to receive time in the Pacific Union school gym for our basketball program. The Pacific Union Field is also utilized for Physical Education classes and PUSD hosts a cross-country race at the Arcata Marsh annually.

### ***PacOut Green Team***

The PacOut Green Team is a group of avid outdoors people in Humboldt County, CA that are passionate about keeping our outdoor spaces free of litter and debris. They have hosted numerous clean up events in City Parks and open spaces including Carlson Park, and the Arcata Marsh and Wildlife Sanctuary.

### ***Senior Resource Center***

The Senior Resource Center utilizes the Arcata Community Center to serve lunches that were adapted to drive thru pick-ups after the March shutdown. Additionally, various rooms in the Arcata Community Center are utilized for weekly senior exercise and health screenings prior to the shutdown.

### ***Volunteer Trail Stewards***

The Humboldt Trails Council serves as a unified voice to support development, maintenance, connection to, and use of trails for recreation and transportation throughout Humboldt County, California. Working with Site Coordinators, VTS hosts regular trail workdays in the Arcata Community Forest, Humboldt Bay Trail, and Marsh. Helping to improve recreational opportunities throughout Arcata.

### ***Valley West Pop-Up Programming***

In 2022 the Recreation Division was tasked with the goal of providing pop-up programs in the Valley West community to bolster recreational opportunities and understand recreational programming needs. Pop-Up Programming included a bike rodeo in partnership with CUNA, a basketball HORSE tournament at Valley West Park, and supporting the Circus held at Carlson Park for the first time. The parks department also supported CUNA with monthly Sunday trash clean ups by providing equipment, staff time, and disposing of trash collected from these monthly clean ups which rotated from Valley West Park and Carlson Park



## **PARKS AND RECREATION COMMITTEE**

### **2022 Accomplishments and Goals**

Year 2022 Committee Members: Sheldon Heath (Chair), Jayne McGuire (Vice-Chair), Deborah Coles, Jolly Earle (Term began August 2022), Travis Gall (Term began September 2022), John Kell (Term began May 2022), Bonnie MacEvoy (Term began May 2022), Jolly Earle (Term began August 2022), Steven Martin (partial year), and Steve Jones (partial year), Emily Michaels (partial year),

### **2022 Parks and Recreation Committee Goals & Accomplishments**

The Parks and Recreation Committee had several key goals that were furthered during 2022. Goals are numbered and in bold below, and accomplishments associated with each goal are italicized.

- 1. Support the re-opening of recreational programming and community/special events throughout Arcata.**
  - Supported the re-opening of recreational programming and community/special events throughout Arcata through receiving regular staff updates, providing input on recreational programming, and reviewing beautification projects.*
  - Successfully filled five Committee vacancies and oriented new Committee members during 2022*
  - Continued to support summer camp and year-round recreational programs*
- 2. Explore options for additional recreational improvements and programs in the Valley West area.**
  - Recommended Approval of Project REBOUND Mural at Valley West basketball court, as part of participatory budget outcomes*
  - Recommended Approval of four Murals at Valley West Park, as part of Valley West participatory budget outcomes*
  - Supported Summer Pop-Up Programming in Valley West, including the Circus held at Carlson Park, a HORSE basketball shoot-out tournament, and Bike Rodeo held at Carlson Park*
- 3. Support IIG grant funded Redwood Park renovations project including the pump track, playground and amphitheater, design review and public input efforts.**
  - Supported IIG grant-funded Redwood Park design, including a community survey on playground theme*
- 4. Continue to explore ways to generate additional revenue to support City parks, facilities, and recreation programs, including looking into reassessing the residential construction tax rate.**
- 5. Continue Youth and Adult Recreational Programming and opportunities to expand to meet the community's needs including special needs citizens and seniors.**
  - Received regular updates from staff on trail planning and maintenance, park development, recreation programming, and facilities use*
  - Prepared for and participated in City Council/Committee Chair Study Session*
- 6. Work with Community Development Department and engage the public for input on the Parks & Recreation Element of the General Plan.**
  - Provided recommendations on Gateway Area Plan*
  - Provided recommendations on the Parks & Recreation Element of the General Plan Update*
- 7. Provide input and support of use of Measure A funds.**
  - Appointed two Committee members to serve on Measure A Ad-Hoc Committee to recommend structure for spending funds*
  - Developed Parks and Recreation-related Measure A funding priorities list*



- 8. Support development of Plaza programming options as identified by the Plaza Improvement Task Force.**
- 9. Support Carlson Park development and grant applications.**
  - *Received regular updates on Valley West programming and grant submittals for development of Carlson Park*
- 10. Support Jump Trail and disc golf upgrades to Community Forest Forsyth property acquisition as approved by Parks and Rec and Forest Management Committees.**
  - *Support continued development of Peanut Butter and Jump Trails*
- 11. Support staff efforts to implement the Annie and Mary Trail.**
  - *Received updates and provided input on Annie and Mary trail planning and design*
- 12. Support the completion of the Ridge Trail including the Fickle Hill Crossing.**
  - *Supported the completion of the Ridge Trail, including the Fickle Hill Crossing and attendance at the ribbon cutting ceremony*
- 13. Review and provide feedback on relevant development proposals.**
- 14. Support the completion of Shay Park improvements (playground/exercise equipment).**
  - *Supported completion of Shay Park and City phase 2 construction of exercise and play equipment, including attendance at the ribbon cutting ceremony*
- 15. Support opportunities to provide safer bicycle and pedestrian use along South I Street from Samoa Blvd to the first Marsh and Wildlife Sanctuary parking lot.**
  - *Received regular updates from staff and provided feedback on South I Street shoulder improvements and gate closures*
- 16. Work with Community Development Department to continue to support the Arcata Strategic Arts Plan, fostering more opportunities for local artists and further defining the role of the Parks and Recreation Committee in approving art in public spaces.**
  - *Supported finalization of Arts Around Town Guidelines and process for review of public art*
- 17. Seek funding and prioritize neighborhood park improvements and equipment replacement including Bloomfield, Mountain View, Westwood Manor and Windsong parks.**
  - *Supported community outreach for park planning for Bloomfield neighborhood park*

## **2023 Parks and Recreation Committee Goals:**

1. Explore options for additional recreational improvements and programs in the Valley West area.
2. Support IIG grant funded Redwood Park renovations project including the pump track, playground and amphitheater, design review and public input efforts.
3. Continue to explore ways to generate additional revenue to support City parks, facilities, and recreation programs, including looking into reassessing the residential construction tax rate.
4. Continue Youth and Adult Recreational Programming and opportunities to expand to meet the community's needs including special needs citizens and seniors.
5. Support development of Plaza programming options as identified by the Plaza Improvement Task Force.
6. Support Jump Trail and disc golf upgrades to Community Forest Forsyth property acquisition as approved by Parks and Rec and Forest Management Committees.
7. Support staff efforts to implement the Annie and Mary Trail.
8. Review and provide feedback on relevant development proposals.
9. Support opportunities to provide safer bicycle and pedestrian use along South I Street from Samoa Blvd to the first Marsh and Wildlife Sanctuary parking lot.

10. Work with Community Development Department to continue to implement the Arcata Strategic Arts Plan, fostering more opportunities for local artists and further defining the role of the Parks and Recreation Committee in approving art in public spaces.
11. Seek funding and prioritize neighborhood park improvements and equipment replacement including Mountain View, Westwood Manor and Windsong parks.
12. Explore potential development of skate spot within City-owned parks or rights-of-way.

The Committee wants to thank the Council for their support this past year. We are excited about the community's upcoming projects and improving our communication with other City Committee's and the Council.



## **APPENDICES**

Appendix 1	Drop-In Activities 2022
Appendix 2	Arcata Park Amenities and Regulations
Appendix 3	Field Hours 2022
	Arcata Ball Park Field Use
	Sports Complex – North Field Use
	Sports Complex – South Field Use
	Sports Complex – East Field Use
	Sports Complex – West Field Use
	Sports Complex – 3 <sup>rd</sup> Field Use
	Pacific Union Field Use
	Rainouts – All Fields
	Reservation Hours by Field
Appendix 4	Arcata Community Center Rentals 2022
Appendix 5	D St. Neighborhood Center Rentals 2022
Appendix 6	Redwood Park Facility Rentals 2022
Appendix 7	Larson Park and Arcata Marsh Interpretive Center Rentals 2022
Appendix 8	Library Conference Room Rentals 2022
Appendix 9	Overall Facility Use 2022
Appendix 10	Special Events 2022

## Appendix 1 - Drop-In Activities 2022

[illegible]



## Arcata Parks

[illegible]

**Parks & Playgrounds**

Map of Arcata, California, showing parks and playgrounds. The map includes a title "Parks & Playgrounds", a north arrow, a scale bar (0 to 2000 feet), and a list of parks: Valley West Park, Pacific Union Park, Chevreton-Vaissade Park, Woodland Heights Park, Ennes Park, Cahill Park, Larson Park, Arcata Skate Park, Westwood Manor Park, Greenview Park, Mountain View Park, Windson Park, Bloomfield Park, Stewart Park, Shay Park, Arcata Ball Park, Vinum Park, D Street Linear Park, Redwood Park, Arcata Community Park, Sunny Brae Park, Bayside Park, Rotary Park, and Arcata Marsh & Wildlife Sanctuary. The map also shows major roads like Highway 101 and Highway 299, and the Humboldt Bay.

## Appendix 3 - Field Use 2022

Field	March			April			May			June			July			August			September			October			November			Total			Field
	Requested	Allocated	Rainouts	Requested	Allocated	Rainouts	Requested	Allocated	Rainouts	Requested	Allocated	Rainouts	Requested	Allocated	Rainouts	Requested	Allocated	Rainouts	Requested	Allocated	Rainouts	Requested	Allocated	Rainouts	Requested	Allocated	Rainouts	Requested	Allocated	Rainouts	
Ball Park	0	0	0	0	0	0	32.5	32.5	0	90.5	90.5	0	181.5	181.5	0	47.5	47.5	0	6	6	0	29.5	29.5	0	0	0	0	387.5	387.5	0	Ball Park
Sports Complex North - Softball	0	0	0	0	0	0	17.5	17.5	0	72	72	0	48	48	0	64	64	0	31	31	0	8	8	0	0	0	0	240.5	240.5	0	SCN - Softball
Sports Complex South - Softball	0	0	0	0	0	0	0	0	0	60	60	0	48	48	0	64	64	0	34	34	0	28	28	0	0	0	0	234	234	0	SCS - Softball
Sports Complex East - Soccer	0	0	0	14.5	14.5	2	35	35	1	61	61	0	58.5	58.5	0	47	47	0	89.5	89.5	0	78	78	0	0	0	0	383.5	383.5	3	SCS - Soccer
Sports Complex West - Soccer	0	0	0	18.5	18.5	0	0	0	0	42	42	0	18.5	18.5	0	36	36	0	65.5	65.5	0	54	54	0	0	0	0	278.5	278.5	1	SCW - Soccer
Sports Complex 3rd - Soccer	0	0	0	0	0	0	0	0	0	0	0	0	0	0	0	24.5	24.5	0	38.5	38.5	0	36	36	0	4	4	0	103	103	0	SC 3rd
Pacific Union- Softball	0	0	0	0	0	0	0	0	0	42	42	0	0	0	0	0	0	0	0	0	0	0	0	0	0	0	42	42	0	Pacific Union- Softball	
Pacific Union- Soccer West	0	0	0	0	0	0	6	6	0	27.5	27.5	0	0	0	0	33	33	0	51	51	0	48	48	0	0	0	0	165.5	165.5	0	Pacific Union- Soccer West
Pacific Union- Soccer East	0	0	0	0	0	0	4	4	0	27.5	27.5	0	0	0	0	38	38	0	51	51	0	48	48	0	0	0	0	168.5	168.5	0	Pacific Union- Soccer East
Total	0	0	0	33	33	2	139	139	2	422.5	422.5	0	354.5	354.5	0	354	354	0	366.5	366.5	0	329.5	329.5	0	4	4	0	2003	2003	4	

Field Reservations Hours by User Group and Field	March			April			May			June			July			August			September			October			November			Total			
	Requested	Allocated	Actual Play	Requested	Allocated	Actual Play	Requested	Allocated	Actual Play	Requested	Allocated	Actual Play	Requested	Allocated	Actual Play	Requested	Allocated	Actual Play	Requested	Allocated	Actual Play	Requested	Allocated	Actual Play	Requested	Allocated	Actual Play	Requested	Allocated	Actual Play	
ARD - Sports Complex/BP	0	0	0	0	0	0	0	0	0	0	0	0	0	0	0	0	0	0	0	0	0	0	0	0	0	0	0	0	0	ARD - Sports Complex	
Arcata High - Ballpark	0	0	0	0	0	0	22.5	22.5	22.5	0	0	0	0	0	0	0	0	0	0	0	0	0	0	0	0	0	0	0	0	Arcata High - Ballpark	
Sports Complex/PU	0	0	0	0	0	0	17.5	17.5	17.5	0	0	0	0	0	0	0	0	0	10	10	10	8	8	8	4	4	4	4	4	22.5	Sports Complex
Arcata Little League - BP	0	0	0	0	0	0	0	0	0	0	0	0	0	0	0	0	0	0	0	0	0	0	0	0	0	0	0	0	0	Arcata Little League - BP	
Sports Complex	0	0	0	0	0	0	0	0	0	0	0	0	0	0	0	0	0	0	0	0	0	0	0	0	0	0	0	0	0	Sports Complex	
PU Softball	0	0	0	0	0	0	0	0	0	0	0	0	0	0	0	0	0	0	0	0	0	0	0	0	0	0	0	0	0	PU Softball	
FC Samoa/Sequoia - Sports Complex	0	0	0	10	10	10	33	33	33	45	45	45	29	29	29	16.5	16.5	16.5	22.5	22.5	22.5	24	24	24	0	0	0	0	0	180	FC Samoa - Sports Complex
PU Soccer	0	0	0	0	0	0	10	10	10	0	0	0	0	0	0	0	0	0	0	0	0	0	0	0	0	0	0	0	10	PU Soccer West	
HSL - Sports Complex	0	0	0	23	23	23	32	32	32	18	18	18	8	8	8	11	11	11	14	14	14	28	28	28	0	0	0	0	0	134	HSL - Sports Complex
Cal Poly Humboldt - Ballpark	0	0	0	0	0	0	0	0	0	0	0	0	0	0	0	0	0	6	6	6	29.5	29.5	29.5	0	0	0	0	0	35.5	HSU - Ballpark	
Sports Complex	0	0	0	0	0	0	0	0	0	0	0	0	0	0	0	0	0	32	32	32	0	0	0	0	0	0	0	0	32	Sports Complex	
Humboldt Crabs - Ball Park	0	0	0	0	0	0	10	10	10	90.5	90.5	90.5	181.5	181.5	181.5	47.5	47.5	47.5	0	0	0	0	0	0	0	0	0	0	0	329.5	Humboldt Crabs - Ball Park
Sports Complex	0	0	0	0	0	0	0	0	0	0	0	0	0	0	0	0	0	0	0	0	0	0	0	0	0	0	0	0	0	Sports Complex	
Jacoby Creek - SC	0	0	0	0	0	0	0	0	0	0	0	0	0	0	0	0	0	0	0	0	0	0	0	0	0	0	0	0	0	Jacoby Creek - SC	
MRYSL - Sports Complex	0	0	0	0	0	0	0	0	0	0	0	0	0	0	0	80	80	80	115	115	115	108	108	108	0	0	0	0	0	303	MRYSL - Sports Complex
PU Soccer	0	0	0	0	0	0	0	0	0	0	0	0	0	0	0	66	66	66	102	102	102	96	96	96	0	0	0	0	0	264	PU Soccer West
MRSA - Sports Complex	0	0	0	0	0	0	0	0	0	96	96	96	96	96	96	128	128	128	46	46	46	20	20	20	0	0	0	0	0	386	MRSA - Sports Complex
PU Softball	0	0	0	0	0	0	0	0	0	0	0	0	0	0	0	0	0	0	0	0	0	0	0	0	0	0	0	0	0	PU Softball	
MRG/SA/Hum. Fast Pitch - Sports Complex	0	0	0	0	0	0	0	0	0	36	36	36	0	0	0	0	0	0	19	19	19	16	16	16	0	0	0	0	0	71	MRG/SA - Sports Complex
PU Softball	0	0	0	0	0	0	0	0	0	17	17	17	0	0	0	0	0	0	0	0	0	0	0	0	0	0	0	0	0	17	PU Softball
American Legion - Ball Park	0	0	0	0	0	0	0	0	0	0	0	0	0	0	0	0	0	0	0	0	0	0	0	0	0	0	0	0	0	0	American Legion - Ball Park
Challenger Sports - Sports Complex	0	0	0	0	0	0	0	0	0	40	40	40	40	40	40	0	0	0	0	0	0	0	0	0	0	0	0	0	0	80	Challenger Sports - Sports Complex
UIHS	0	0	0	0	0	0	0	0	0	0	0	0	0	0	0	0	0	0	0	0	0	0	0	0	0	0	0	0	0	0	No. Hum Steadheads
Pacific Union	0	0	0	0	0	0	0	0	0	0	0	0	0	0	0	5	5	5	0	0	0	0	0	0	0	0	0	0	0	0	Pacific Union
PU School - Sports Complex	0	0	0	0	0	0	0	0	0	0	0	0	0	0	0	0	0	0	0	0	0	0	0	0	0	0	0	0	0	0	PU School - Sports Complex
PU Softball	0	0	0	0	0	0	0	0	0	25	25	25	0	0	0	0	0	0	0	0	0	0	0	0	0	0	0	0	25	PU Softball	
PU Soccer	0	0	0	0	0	0	0	0	0	55	55	55	0	0	0	0	0	0	0	0	0	0	0	0	0	0	0	0	55	PU Soccer	
Senior Softball - SC	0	0	0	0	0	0	0	0	0	0	0	0	0	0	0	0	0	0	0	0	0	0	0	0	0	0	0	0	0	0	Senior Softball - SC
PU Softball	0	0	0	0	0	0	0	0	0	0	0	0	0	0	0	0	0	0	0	0	0	0	0	0	0	0	0	0	0	0	PU Softball
Coast Guard - Sports Complex	0	0	0	0	0	0	14	14	14	0	0	0	0	0	0	0	0	0	0	0	0	0	0	0	0	0	0	0	0	0	Coast Guard - Sports Complex
Other User,Tourney& Camp-SC, PU	0	0	0	0	0	0	0	0	0	0	0	0	0	0	0	0	0	0	0	0	0	0	0	0	0	0	0	0	0	0	Other User,Tourney& Camp-SC, PU
Total	0	0	0	33	33	33	139	139	139	422.5	422.5	422.5	354.5	354.5	354.5	354	354	354	366.5	366.5	366.5	329.5	329.5	329.5	4	4	4	4	4	2003	Total

## Appendix 4 - Arcata Community Center Rentals 2022

Date	Hours	Organization	Revenue	# People
1/1/2022	3	Flea Market Set-up	\$162.00	100
1/2/2022	11	Flea Market	\$736.00	500
1/3/2022	1.5	NPA HS Basketball	\$81.00	25
1/5/2022	3	NPA HS Basketball	\$162.00	25
1/6/2022	1.5	NPA HS Basketball	\$81.00	25
1/9/2022	1.5	AAU Volleyball Practice	\$81.00	15
1/10/2022	1.5	NPA HS Basketball	\$81.00	25
1/10/2022	1.5	NPA PE class	\$81.00	25
1/11/2022	1.5	NPA Basketball Practice	\$81.00	20
1/11/2022	1.5	NPA PE class	\$81.00	25
1/12/2022	3	NPA HS Basketball	\$162.00	25
1/12/2022	1.5	NPA PE class	\$81.00	25
1/13/2022	1.5	NPA Basketball Practice	\$81.00	20
1/13/2022	1.5	NPA HS Basketball	\$81.00	25
1/13/2022	1.5	NPA PE class	\$81.00	25
1/17/2022	1.5	NPA HS Basketball	\$81.00	25
1/17/2022	1	NPA HS PE class	\$54.00	20
1/18/2022	1.5	Coastal Grove Basketball	\$0.00	25
1/18/2022	1.5	NPA Basketball Practice	\$81.00	20
1/19/2022	3	NPA HS Basketball	\$162.00	25
1/19/2022	2	NPA MS PE Class	\$0.00	30
1/20/2022	1.5	NPA Basketball Practice	\$81.00	20
1/20/2022	1.5	NPA HS Basketball	\$81.00	25
1/20/2022	1	NPA HS PE class	\$54.00	25
1/20/2022	2	NPA MS PE Class	\$108.00	30
1/24/2022	1.5	NPA HS Basketball	\$81.00	25
1/24/2022	2	NPA MS PE Class	\$108.00	30
1/25/2022	1.5	Coastal Grove Basketball	\$81.00	25
1/25/2022	1.5	NPA Basketball Practice	\$81.00	20
1/26/2022	3	NPA HS Basketball	\$162.00	25
1/26/2022	2	NPA MS PE Class	\$108.00	30
1/27/2022	1.5	NPA Basketball Practice	\$81.00	20
1/27/2022	1.5	NPA HS Basketball	\$81.00	25
1/27/2022	2	NPA MS PE Class	\$108.00	30
1/28/2022	2	Nosh Food Truck Dish Washing	\$72.00	2
1/29/2022	3	Celebration of Life Set-Up	\$162.00	10
1/29/2022	2	Nosh Food Truck Dish Washing	\$72.00	2
1/30/2022	10	Hunter Lewis Celebration of Life	\$1,081.00	400
1/31/2022	1.5	NPA HS Basketball	\$81.00	25
1/31/2022	2	NPA MS PE Class	\$0.00	30
2/1/2022	1.5	Coastal Grove Basketball	\$81.00	25
2/1/2022	1.5	NPA Basketball Practice	\$81.00	20
2/2/2022	3	NPA HS Basketball	\$162.00	25
2/2/2022	2	NPA MS PE Class	\$108.00	30
2/2/2022	1	Restaurant Dish washing	\$0.00	5
2/3/2022	1.5	NPA Basketball Practice	\$81.00	20
2/3/2022	1.5	NPA HS Basketball	\$81.00	25
2/3/2022	2	NPA MS PE Class	\$108.00	30
2/3/2022	1	Restaurant Dish washing	\$0.00	5
2/3/2022	5	Restaurant Food Prep.	\$0.00	5
2/4/2022	2	NOSH Food Truck Dish Washing	\$36.00	2
2/4/2022	1	Restaurant Dish washing	\$0.00	5
2/5/2022	3	Flea Market Set-up	\$162.00	100
2/5/2022	2	NOSH Food Truck Dish Washing	\$36.00	2
2/6/2022	11	Flea Market	\$736.00	500
2/7/2022	1.5	NPA HS Basketball	\$81.00	25
2/7/2022	2	NPA MS PE Class	\$108.00	30
2/7/2022	1	Restaurant Dish washing	\$0.00	5
2/8/2022	1.5	Coastal Grove Basketball	\$81.00	25



## Appendix 4 - Arcata Community Center Rentals 2022

2/8/2022	1.5	NPA Basketball Practice	\$81.00	20
2/9/2022	3	NPA HS Basketball	\$162.00	25
2/9/2022	2	NPA MS PE Class	\$108.00	30
2/10/2022	1.5	NPA Basketball Practice	\$81.00	20
2/10/2022	1.5	NPA HS Basketball	\$81.00	25
2/10/2022	2	NPA MS PE Class	\$108.00	30
2/11/2022	6	Baptism	\$0.00	150
2/11/2022	2	Nosh Food Truck	\$72.00	2
2/12/2022	14	Baptism	\$1,405.00	150
2/13/2022	2	NOSH Food Truck	\$72.00	2
2/14/2022	1	NPA HS PE class	\$54.00	25
2/14/2022	2	NPA MS PE Class	\$108.00	30
2/15/2022	1.5	Coastal Grove Basketball	\$81.00	25
2/15/2022	1.5	NPA Basketball Practice	\$81.00	20
2/16/2022	2	NPA MS PE Class	\$108.00	30
2/17/2022	3	NPA Basketball Practice	\$162.00	20
2/17/2022	1	NPA HS PE class	\$54.00	25
2/17/2022	2	NPA MS PE Class	\$108.00	30
2/18/2022	2	NOSH Foodtruck Dishwashing	\$72.00	2
2/22/2022	1.5	AAU Volleyball	\$81.00	20
2/22/2022	1.5	NPA Basketball Practice	\$81.00	20
2/23/2022	1.5	NPA Boys HS Bball	\$81.00	25
2/23/2022	2	NPA MS PE Class	\$108.00	30
2/24/2022	1.5	AAU Volleyball	\$81.00	20
2/24/2022	1.5	NPA Basketball Practice	\$81.00	20
2/24/2022	2	NPA MS PE Class	\$108.00	30
2/24/2022	2	NPA MS PE Class	\$0.00	30
2/25/2022	1	NOSH Food Truck Dish Washing	\$36.00	2
2/27/2022	1	Nosh Food Truck Dish Washing	\$36.00	2
3/1/2022	1.5	Coastal Grove Bball	\$81.00	30
3/5/2022	3	Flea Market Set-up	\$162.00	100
3/6/2022	11	Flea Market	\$736.00	500
3/7/2022	2	NPA MS PE Class	\$108.00	30
3/9/2022	1.5	NPA Boys HS Bball	\$81.00	25
3/9/2022	2	NPA MS PE Class	\$108.00	30
3/10/2022	2	NPA MS PE Class	\$108.00	30
3/14/2022	2	NPA MS PE Class	\$108.00	30
3/17/2022	3	Logging Conference Banquet	\$129.60	20
3/18/2022	13	Logging Conference Banquet	\$864.80	550
3/21/2022	2	NPA MS PE Class	\$0.00	30
3/23/2022	1.5	NPA Boys HS Bball	\$81.00	25
3/23/2022	2	NPA MS PE Class	\$108.00	30
3/24/2022	2	NPA MS PE Class	\$108.00	30
3/30/2022	1.5	NPA Boys HS Bball	\$81.00	25
3/30/2022	2	NPA MS PE Class	\$108.00	30
3/31/2022	1.5	NPA HS PE Class	\$81.00	20
3/31/2022	2	NPA MS PE Class	\$108.00	30
4/2/2022	3	Flea Market Set-up	\$162.00	100
4/3/2022	11	Flea Market	\$736.00	500
4/4/2022	2	NPA MS PE Class	\$108.00	30
4/6/2022	2	NPA MS PE Class	\$0.00	30
4/7/2022	2	NPA MS PE Class	\$108.00	30
4/11/2022	2	NPA MS PE Class	\$108.00	30
4/13/2022	2	NPA MS PE Class	\$108.00	30
4/13/2022	4	Tactical Training	\$0.00	10
4/14/2022	2	NPA MS PE Class	\$108.00	30
4/22/2022	3	Set-up- quincenera	\$162.00	20
4/23/2022	17	Quincenera	\$1,081.00	300
4/25/2022	1.5	NPA HS PE Class	\$81.00	20
4/30/2022	3	Flea Market Set-up	\$162.00	20
5/1/2022	11	Flea Market	\$736.00	500

## Appendix 4 - Arcata Community Center Rentals 2022

5/2/2022	2	NPA MS PE Class	\$108.00	25
5/4/2022	2	NPA MS PE Class	\$108.00	25
5/4/2022	2	NPA MS PE Class	\$0.00	25
5/4/2022	4	Tactical Training	\$0.00	10
5/5/2022	2	NPA MS PE Class	\$108.00	25
5/5/2022	2	NPA MS PE Class	\$0.00	25
5/8/2022	5.5	First Communion/ Family Gathering	\$162.25	40
5/9/2022	2	NPA MS PE Class	\$108.00	25
5/11/2022	2	NPA MS PE Class	\$108.00	25
5/12/2022	2	NPA MS PE Class	\$108.00	25
5/14/2022	3	Little League Photos	\$0.00	30
5/16/2022	1	NPA HS PE class	\$54.00	15
5/16/2022	2	NPA MS PE Class	\$108.00	25
5/16/2022	2	NPA MS PE Class	\$0.00	25
5/18/2022	2	NPA MS PE Class	\$108.00	25
5/18/2022	5	Tactical Training	\$0.00	10
5/19/2022	1	NPA HS PE class	\$54.00	20
5/19/2022	2	NPA MS PE Class	\$108.00	25
5/20/2022	4	Quincenera set-up	\$270.00	30
5/21/2022	14	Quinceanera	\$1,081.00	300
5/21/2022	14	Quincenera set-up	\$0.00	30
5/22/2022	6	Celebration of Life and Birth	\$838.00	150
5/23/2022	2	NPA MS PE Class	\$108.00	25
5/24/2022	7	Department Picnic	\$1,038.00	200
5/25/2022	2	NPA MS PE Class	\$108.00	25
5/26/2022	2	NPA MS PE Class	\$108.00	25
5/26/2022	2	NPA MS PE Class	\$0.00	25
6/1/2022	2	NPA MS PE Class	\$0.00	25
6/3/2022	3	Election Equipment Drop-Off	\$0.00	10
6/4/2022	3	Flea Market Set-up	\$162.00	100
6/5/2022	11	Flea Market	\$736.00	500
6/6/2022	54	Hum County Primary Elections	\$0.00	200
6/15/2022	9	PU Graduation Ceremony	\$0.00	100
6/16/2022	14.75	AHS Safe & Sober	\$1,513.60	300
6/17/2022	12.5	Safe & Sober Clean Up	\$300.00	500
6/29/2022	5	Tactical Skills Training	\$0.00	15
7/2/2022	3	Flea Market Set-up	\$162.00	100
7/3/2022	11	Flea Market	\$736.00	500
7/6/2022	1.5	Volleyball Practice	\$81.00	25
7/11/2022	1.5	Volleyball Practice	\$81.00	25
7/13/2022	1.5	Volleyball Practice	\$81.00	25
7/18/2022	1.5	Volleyball Practice	\$81.00	25
7/20/2022	1.5	Volleyball Practice	\$81.00	25
7/25/2022	1.5	Volleyball Practice	\$81.00	25
7/27/2022	1.5	Volleyball Practice	\$81.00	25
8/1/2022	1.5	Volleyball Practice	\$81.00	25
8/2/2022	4	MRYSL Coaches Meeting	\$281.20	40
8/3/2022	1.5	Volleyball Practice	\$81.00	25
8/6/2022	3	Flea Market Set-up	\$162.00	100
8/7/2022	11	Flea Market	\$736.00	500
8/12/2022	3	Quincineanera Set-Up	\$162.00	15
8/13/2022	16.75	Quincinera	\$1,081.00	350
9/1/2022	10.5	Volleyball Tournament	\$0.00	150
9/8/2022	1.5	NPA P.E. Class	\$0.00	20
9/8/2022	1.5	NPA P.E. Class	\$0.00	20
9/9/2022	12	Natural Fiber Fair	\$259.20	50
9/10/2022	12	Natural Fiber Fair	\$1,513.60	2000
9/11/2022	12	Natural Fiber Fair	\$1,513.60	2000
9/12/2022	2	NPA P.E. Class	\$0.00	20
9/12/2022	2	NPA P.E. Class	\$0.00	20
9/12/2022	2	Private Volleyball Rental	\$113.00	20

## Appendix 4 - Arcata Community Center Rentals 2022

9/12/2022	2	Private Volleyball Rental	\$0.00	20
9/15/2022	1.5	NPA P.E. Class	\$0.00	20
9/15/2022	1.5	NPA P.E. Class	\$0.00	20
9/16/2022	0.75	NPA P.E. Class	\$0.00	20
9/16/2022	0.75	NPA P.E. Class	\$0.00	20
9/16/2022	2	Quincenera Set Up	\$113.00	25
9/17/2022	16.75	Quincinera	\$981.00	100
9/19/2022	2	NPA P.E. Class	\$0.00	20
9/19/2022	2	NPA P.E. Class	\$0.00	20
9/19/2022	2	Private Volleyball Rental	\$113.00	20
9/19/2022	2	Private Volleyball Rental	\$0.00	20
9/22/2022	1.5	NPA P.E. Class	\$0.00	20
9/22/2022	1.5	NPA P.E. Class	\$0.00	20
9/23/2022	8	PU vball tourney	\$0.00	0
9/23/2022	12	PU vball tourney	\$0.00	0
9/23/2022	9	PU Vball tourney- concessions	\$0.00	50
9/24/2022	12	PU vball tourney	\$0.00	0
9/24/2022	12	PU vball tourney	\$0.00	100
9/24/2022	11	PU VBall tourney- concessions	\$0.00	50
9/26/2022	2	NPA P.E. Class	\$0.00	20
9/26/2022	2	NPA P.E. Class	\$0.00	20
9/26/2022	2	Private Volleyball Rental	\$113.00	20
9/26/2022	2	Private Volleyball Rental	\$0.00	20
9/29/2022	1.5	NPA P.E. Class	\$0.00	20
9/29/2022	1.5	NPA P.E. Class	\$0.00	20
9/30/2022	3	Food Prep	\$82.32	20
9/30/2022	0.75	NPA P.E. Class	\$0.00	20
9/30/2022	0.75	NPA P.E. Class	\$0.00	20
10/1/2022	3	Flea Market Set-up	\$162.00	100
10/1/2022	4	Food Prep	\$164.64	20
10/2/2022	11	Flea Market	\$736.00	0
10/3/2022	2	Private Volleyball Rental	\$113.00	20
10/3/2022	2	Private Volleyball Rental	\$0.00	20
10/6/2022	1.5	NPA P.E. Class	\$0.00	20
10/6/2022	1.5	NPA P.E. Class	\$0.00	20
10/7/2022	0.75	NPA P.E. Class	\$0.00	20
10/7/2022	0.75	NPA P.E. Class	\$0.00	20
10/8/2022	10.5	JV Volleyball Tournament	\$590.63	60
10/8/2022	10.5	JV Volleyball Tournament	\$152.50	60
10/10/2022	2	NPA P.E. Class	\$0.00	20
10/10/2022	2	NPA P.E. Class	\$0.00	20
10/10/2022	2	Private Volleyball Rental	\$113.00	20
10/10/2022	2	Private Volleyball Rental	\$0.00	20
10/13/2022	1.5	NPA P.E. Class	\$0.00	20
10/13/2022	1.5	NPA P.E. Class	\$0.00	20
10/14/2022	0.75	NPA P.E. Class	\$0.00	20
10/14/2022	0.75	NPA P.E. Class	\$0.00	20
10/15/2022	9	Democrat of the Year Celebration	\$864.80	300
10/17/2022	2	NPA P.E. Class	\$0.00	20
10/17/2022	2	NPA P.E. Class	\$0.00	20
10/17/2022	2	Private Volleyball Rental	\$113.00	20
10/17/2022	2	Private Volleyball Rental	\$0.00	20
10/20/2022	1.5	NPA P.E. Class	\$0.00	20
10/20/2022	1.5	NPA P.E. Class	\$0.00	20
10/21/2022	0.75	NPA P.E. Class	\$0.00	20
10/21/2022	0.75	NPA P.E. Class	\$0.00	20
10/24/2022	2	NPA P.E. Class	\$0.00	20
10/24/2022	2	NPA P.E. Class	\$0.00	20
10/24/2022	2	Private Volleyball Rental	\$113.00	20
10/24/2022	2	Private Volleyball Rental	\$0.00	20
10/25/2022	1.25	NPA Basketball	\$0.00	25

## Appendix 4 - Arcata Community Center Rentals 2022

10/27/2022	9	Breakfast Meeting	\$0.00	200
10/27/2022	1.25	NPA Basketball	\$0.00	25
10/27/2022	1.25	NPA Basketball	\$0.00	25
10/27/2022	1.5	NPA P.E. Class	\$0.00	20
10/28/2022	0.75	NPA P.E. Class	\$0.00	20
10/29/2022	8	Softball Tournament Bathroom Use	\$113.20	0
10/31/2022	2	NPA P.E. Class	\$0.00	20
10/31/2022	2	Private Volleyball Rental	\$113.00	20
11/1/2022	1.25	NPA Basketball	\$0.00	25
11/2/2022	10.5	Community Dinner	\$905.40	250
11/3/2022	1.25	NPA Basketball	\$0.00	25
11/3/2022	1.5	NPA P.E. Class	\$0.00	20
11/4/2022	0.75	NPA P.E. Class	\$0.00	20
11/5/2022	3	Flea Market Set-up	\$162.00	100
11/6/2022	11	Flea Market	\$736.00	500
11/7/2022	6	Elections Set-Up	\$0.00	15
11/8/2022	16.5	Elections	\$0.00	500
11/10/2022	1.25	NPA Basketball	\$0.00	25
11/10/2022	1.25	NPA Basketball	\$0.00	25
11/10/2022	1.5	NPA P.E. Class	\$0.00	20
11/10/2022	1.5	NPA P.E. Class	\$0.00	20
11/12/2022	11	Mycological Fair	\$345.60	0
11/13/2022	5	Mycology Fair	\$136.00	0
11/13/2022	11	Mycology Fair	\$864.80	0
11/13/2022	5	Mycology Fair	\$294.40	0
11/14/2022	2	NPA P.E. Class	\$0.00	20
11/14/2022	2	NPA P.E. Class	\$0.00	20
11/15/2022	1.25	NPA Basketball	\$0.00	25
11/15/2022	1.25	NPA Basketball	\$0.00	25
11/17/2022	1.5	NPA P.E. Class	\$0.00	20
11/17/2022	14	Taste of the Holidays	\$905.40	600
11/18/2022	4.5	Baptism Set-Up	\$254.25	50
11/18/2022	0.75	NPA P.E. Class	\$0.00	20
11/18/2022	0.75	NPA P.E. Class	\$0.00	20
11/18/2022	2	Taste of the Holidays Cleanup	\$0.00	5
11/19/2022	16	Baptism	\$1,081.00	300
11/25/2022	0.75	NPA P.E. Class	\$0.00	20
11/25/2022	0.75	NPA P.E. Class	\$0.00	20
11/28/2022	2	NPA P.E. Class	\$0.00	20
11/28/2022	2	NPA P.E. Class	\$0.00	20
12/1/2022	1.5	NPA P.E. Class	\$0.00	20
12/1/2022	1.5	NPA P.E. Class	\$0.00	20
12/2/2022	7	CCCU Holiday Party	\$0.00	25
12/2/2022	3	Holiday Party Prep	\$0.00	20
12/3/2022	16	CCCU Holiday Party	\$1,675.00	400
12/4/2022	2	Decoration Clean-Up	\$0.00	15
12/6/2022	1.25	NPA Basketball	\$0.00	25
12/6/2022	1.25	NPA Basketball	\$0.00	25
12/8/2022	1.25	NPA Basketball	\$0.00	25
12/8/2022	1.25	NPA Basketball	\$0.00	25
12/8/2022	1.5	NPA P.E. Class	\$0.00	20
12/8/2022	1.5	NPA P.E. Class	\$0.00	20
12/8/2022	9	Training/ Luncheon	\$172.20	30
12/12/2022	2	NPA P.E. Class	\$0.00	20
12/12/2022	2	NPA P.E. Class	\$0.00	20
12/13/2022	1.25	NPA Basketball	\$0.00	25
12/13/2022	1.25	NPA Basketball	\$0.00	25
12/15/2022	7	Auction Dinner	\$0.00	400
12/15/2022	1.25	NPA Basketball	\$0.00	25
12/15/2022	1.5	NPA P.E. Class	\$0.00	20
12/17/2022	3	Flea Market Set-up	\$162.00	20

## Appendix 4 - Arcata Community Center Rentals 2022

12/18/2022	11	Flea Market	\$736.00	500
12/20/2022	8	Tribal Member Dinner	\$0.00	300
12/27/2022	1.5	Basketball Practice for Middleschool	\$0.00	20
12/28/2022	1.5	Basketball Practice for Middleschool	\$0.00	20
12/29/2022	1.5	Middle School Basketball Practice	\$0.00	20
<b>Total Rentals</b>	<b>1118.25</b>		<b>\$45,762.99</b>	<b>22878</b>



## Appendix 5 - D St. Neighborhood Center Rentals 2022

Date	Hours	Event / Organization	Revenue	# People
1/6/2022	1	Romans Food Truck	\$350.00	25
1/7/2022	10.5	County Covid Testing	\$0.00	50
1/12/2022	4	Sound Healing and Collective Meditation	\$129.60	50
1/13/2022	1	Romans Food Truck	\$0.00	25
1/14/2022	10.5	County Covid Testing	\$0.00	50
1/19/2022	8	Vaccine Clinic	\$0.00	100
1/20/2022	1	Romans Food Truck	\$0.00	25
1/21/2022	10.5	County Covid Testing	\$0.00	50
1/27/2022	1	Romans Food Truck	\$0.00	25
1/28/2022	10.5	County Covid Testing	\$0.00	50
2/3/2022	1	Romans Food Truck	\$350.00	10
2/4/2022	10.5	County Covid Testing	\$0.00	50
2/10/2022	1	Romans Food Truck	\$0.00	10
2/11/2022	10.5	County Covid Testing	\$0.00	50
2/17/2022	1	Romans Food Truck	\$0.00	10
2/18/2022	10.5	County Covid Testing	\$0.00	50
2/23/2022	9	DHHS Vaccine Clinic	\$0.00	50
2/24/2022	1	Romans Food Truck	\$0.00	10
2/25/2022	10.5	County Covid Testing	\$0.00	50
3/3/2022	1	Roman's Kitchen Food Truck	\$350.00	10
3/4/2022	10.5	County Covid Testing	\$0.00	50
3/10/2022	1	Roman's Kitchen Food Truck	\$0.00	10
3/11/2022	10.5	County Covid Testing	\$0.00	50
3/17/2022	1	Roman's Kitchen Food Truck	\$0.00	10
3/18/2022	10.5	County Covid Testing	\$0.00	50
3/19/2022	4.5	CALS Annual Presentation/Potluck	\$328.40	35
3/20/2022	3	Ecstatic Dance	\$129.60	40
3/24/2022	1	Roman's Kitchen Food Truck	\$0.00	10
3/25/2022	10.5	County Covid Testing	\$0.00	50
3/27/2022	2	Drop-In Drumming	\$0.00	10
3/27/2022	2.5	Ecstatic Dance	\$129.60	40
3/31/2022	1	Roman's Kitchen Food Truck	\$0.00	10
4/1/2022	10.5	County Covid Testing AND Vaccines	\$0.00	50
4/3/2022	3	Ecstatic Dance	\$129.60	40
4/7/2022	1	Food Truck Kitchen Use	\$350.00	3
4/8/2022	10.5	County Covid Testing	\$0.00	50
4/9/2022	3	Ramadan	\$129.60	20
4/10/2022	3	Ecstatic Dance	\$129.60	40
4/14/2022	1	Food Truck Kitchen Use	\$0.00	3

### Appendix 5 - D St. Neighborhood Center Rentals 2022

4/15/2022	10.5	County Covid Testing	\$0.00	50
4/16/2022	3	Ramadan	\$129.60	20
4/23/2022	3	Ramadan	\$129.60	20
4/28/2022	1	Food Truck Kitchen Use	\$0.00	3
4/29/2022	10.5	County Covid Testing	\$0.00	50
4/30/2022	3	Ramadan	\$129.60	20
5/1/2022	3	Ecstatic Dance	\$129.60	40
5/5/2022	1	Food Truck Kitchen Use	\$350.00	3
5/6/2022	10.5	County Covid Testing	\$0.00	50
5/8/2022	3	Ecstatic Dance	\$129.60	0
5/12/2022	1	Food Truck Kitchen Use	\$0.00	3
5/13/2022	10.5	County Covid Testing	\$0.00	50
5/14/2022	13.75	Graduation Dinner	\$540.50	60
5/15/2022	3	Ecstatic Dance	\$129.60	25
5/19/2022	1	Food Truck Kitchen Use	\$0.00	3
5/20/2022	10	Quilting Retreat	\$432.40	40
5/21/2022	10	Quilting Retreat	\$432.40	40
5/22/2022	3	Ecstatic Dance	\$129.60	25
5/26/2022	1	Food Truck Kitchen Use	\$0.00	3
5/27/2022	10.5	County Covid Testing	\$0.00	50
5/29/2022	3	Ecstatic Dance	\$129.60	25
5/31/2022	7	Vaccine Clinic	\$0.00	30
6/1/2022	0.5	Food Truck Kitchen Use	\$350.00	0
6/2/2022	0.5	Food Truck Kitchen Use	\$0.00	0
6/3/2022	10.5	County Covid Testing	\$0.00	50
6/3/2022	0.5	Food Truck Kitchen Use	\$0.00	0
6/4/2022	0.5	Food Truck Kitchen Use	\$0.00	0
6/5/2022	3	Ecstatic Dance	\$129.60	25
6/6/2022	0.5	Food Truck Kitchen Use	\$0.00	0
6/7/2022	0.5	Food Truck Kitchen Use	\$0.00	0
6/8/2022	0.5	Food Truck Kitchen Use	\$0.00	0
6/9/2022	0.5	Food Truck Kitchen Use	\$0.00	0
6/10/2022	10.5	County Covid Testing	\$0.00	50
6/10/2022	0.5	Food Truck Kitchen Use	\$0.00	0
6/11/2022	15.75	Birthday Party	\$540.50	100
6/11/2022	0.5	Food Truck Kitchen Use	\$0.00	0
6/12/2022	3	Ecstatic Dance	\$129.60	25
6/13/2022	0.5	Food Truck Kitchen Use	\$0.00	0
6/14/2022	0.5	Food Truck Kitchen Use	\$0.00	0
6/14/2022	4.5	Vaccine Clinic	\$0.00	30

## Appendix 5 - D St. Neighborhood Center Rentals 2022

6/15/2022	0.5	Food Truck Kitchen Use	\$0.00	0
6/16/2022	0.5	Food Truck Kitchen Use	\$0.00	0
6/17/2022	10.5	County Covid Testing	\$0.00	50
6/17/2022	3	Event Set-Up	\$0.00	0
6/17/2022	0.5	Food Truck Kitchen Use	\$0.00	0
6/18/2022	0.5	Food Truck Kitchen Use	\$0.00	0
6/18/2022	11	Graduation Celebration	\$540.50	50
6/20/2022	0.5	Food Truck Kitchen Use	\$0.00	0
6/21/2022	0.5	Food Truck Kitchen Use	\$0.00	0
6/22/2022	0.5	Food Truck Kitchen Use	\$0.00	0
6/23/2022	0.5	Food Truck Kitchen Use	\$0.00	0
6/24/2022	8.5	County Covid Testing	\$0.00	50
6/24/2022	0.5	Food Truck Kitchen Use	\$0.00	0
6/25/2022	0.5	Food Truck Kitchen Use	\$0.00	0
6/26/2022	3	Ecstatic Dance	\$129.60	25
6/27/2022	0.5	Food Truck Kitchen Use	\$0.00	0
6/28/2022	0.5	Food Truck Kitchen Use	\$0.00	0
6/28/2022	4	Vaccine Clinic	\$0.00	30
6/29/2022	0.5	Food Truck Kitchen Use	\$0.00	0
6/30/2022	0.5	Food Truck Kitchen Use	\$0.00	0
7/1/2022	10	COVID Testing	\$0.00	30
7/1/2022	0.5	Roman's Food Truck	\$350.00	0
7/2/2022	0.5	Roman's Food Truck	\$0.00	0
7/3/2022	3	Ecstatic Dance	\$129.60	25
7/4/2022	0.5	Roman's Food Truck	\$0.00	0
7/5/2022	0.5	Roman's Food Truck	\$0.00	0
7/6/2022	0.5	Roman's Food Truck	\$0.00	0
7/7/2022	0.5	Roman's Food Truck	\$0.00	0
7/8/2022	0.5	Roman's Food Truck	\$0.00	0
7/9/2022	4	Potluck	\$162.00	50
7/9/2022	1	Prayer Ceremony	\$162.00	50
7/9/2022	0.5	Roman's Food Truck	\$0.00	0
7/10/2022	3	Ecstatic Dance	\$129.60	25
7/11/2022	0.5	Roman's Food Truck	\$0.00	0
7/12/2022	0.5	Roman's Food Truck	\$0.00	0
7/12/2022	6	Vaccine Clinic	\$0.00	20
7/13/2022	0.5	Roman's Food Truck	\$0.00	0
7/14/2022	0.5	Roman's Food Truck	\$0.00	0
7/15/2022	10	COVID Testing	\$0.00	30
7/15/2022	0.5	Roman's Food Truck	\$0.00	0

### Appendix 5 - D St. Neighborhood Center Rentals 2022

7/16/2022	0.5	Roman's Food Truck	\$0.00	0
7/17/2022	3	Ecstatic Dance	\$129.60	25
7/18/2022	0.5	Roman's Food Truck	\$0.00	0
7/19/2022	0.5	Roman's Food Truck	\$0.00	0
7/19/2022	5.5	Vaccine Clinic	\$0.00	25
7/20/2022	0.5	Roman's Food Truck	\$0.00	0
7/21/2022	0.5	Roman's Food Truck	\$0.00	0
7/22/2022	10	COVID Testing	\$0.00	30
7/22/2022	0.5	Roman's Food Truck	\$0.00	0
7/23/2022	0.5	Roman's Food Truck	\$0.00	0
7/24/2022	3	Ecstatic Dance	\$129.60	25
7/25/2022	0.5	Roman's Food Truck	\$0.00	0
7/26/2022	0.5	Roman's Food Truck	\$0.00	0
7/27/2022	0.5	Roman's Food Truck	\$0.00	0
7/28/2022	0.5	Roman's Food Truck	\$0.00	0
7/29/2022	10	COVID Testing	\$0.00	30
7/29/2022	0.5	Roman's Food Truck	\$0.00	0
7/30/2022	0.5	Roman's Food Truck	\$0.00	0
7/31/2022	3	Ecstatic Dance	\$129.60	25
8/5/2022	8	COVID Testing	\$0.00	30
8/5/2022	3	Movie Night	\$135.60	45
8/7/2022	3	Meeting	\$135.60	50
8/9/2022	5	Vaccine Clinic	\$0.00	25
8/12/2022	10	COVID Testing	\$0.00	30
8/14/2022	3	Ecstatic Dance	\$135.60	30
8/19/2022	10	COVID Testing	\$0.00	30
8/21/2022	3	Ecstatic Dance	\$135.60	30
8/23/2022	5	Vaccine Clinic	\$0.00	0
8/26/2022	10	COVID Testing	\$0.00	30
8/27/2022	7	School Supply Distribution	\$452.80	0
8/28/2022	3	Ecstatic Dance	\$135.60	30
9/2/2022	3	Baptism Set-Up	\$162.00	20
9/2/2022	9.5	Covid Testing	\$0.00	0
9/3/2022	15	Baptism	\$540.50	150
9/4/2022	3	Ecstatic Dance	\$135.60	30
9/9/2022	10	Covid Testing	\$0.00	0
9/11/2022	3	Ecstatic Dance	\$135.60	30
9/13/2022	4	Vaccine Clinic	\$0.00	25
9/16/2022	10	Covid Testing	\$0.00	0
9/18/2022	3	Ecstatic Dance	\$135.60	30

## Appendix 5 - D St. Neighborhood Center Rentals 2022

9/23/2022	10	Covid Testing	\$0.00	0
9/23/2022	3	Wedding Set Up	\$162.00	15
9/24/2022	15	Wedding	\$540.50	100
9/25/2022	3	Ecstatic Dance	\$135.60	30
9/27/2022	4	Vaccine Clinic	\$0.00	25
9/30/2022	8	Covid Testing	\$0.00	0
9/30/2022	3	Wedding Setup	\$169.50	0
10/1/2022	16.75	Wedding Reception	\$540.50	100
10/2/2022	2	Drop-In Drumming	\$0.00	10
10/2/2022	3	Ecstatic Dance	\$135.60	30
10/7/2022	10	Covid Testing	\$0.00	0
10/9/2022	2	Drop-In Drumming	\$0.00	10
10/9/2022	3	Ecstatic Dance	\$135.60	30
10/15/2022	16	Dinner Fundraiser	\$432.40	150
10/16/2022	2	Drop-In Drumming	\$0.00	10
10/16/2022	3	Ecstatic Dance	\$135.60	30
10/18/2022	4	Vaccine Clinic	\$0.00	0
10/21/2022	10	Covid Testing	\$0.00	0
10/22/2022	5	Soccer Team Banquet Dinner	\$429.75	40
10/23/2022	2	Drop-In Drumming	\$0.00	10
10/23/2022	3	Ecstatic Dance	\$135.60	30
10/27/2022	5.5	Vaccine Clinic	\$0.00	20
10/28/2022	10	Covid Testing	\$0.00	0
10/30/2022	2	Drop-In Drumming	\$0.00	10
10/30/2022	3	Ecstatic Dance	\$135.60	30
11/4/2022	10	Covid Testing	\$0.00	0
11/6/2022	2	Drop-In Drumming	\$0.00	10
11/6/2022	3	Ecstatic Dance	\$135.60	30
11/11/2022	3	Baptism (Set-Up)	\$169.50	15
11/11/2022	10	Covid Testing	\$0.00	0
11/12/2022	16	Baptism	\$566.00	60
11/13/2022	17	Baptism	\$566.00	80
11/17/2022	3.5	Vaccine Clinic	\$0.00	20
11/20/2022	2	Drop-In Drumming	\$0.00	10
11/20/2022	3	Ecstatic Dance	\$135.60	30
11/27/2022	2	Drop-In Drumming	\$0.00	10
11/27/2022	3	Ecstatic Dance	\$135.60	30
12/1/2022	5.5	Vaccine Clinic	\$0.00	20
12/2/2022	10	Covid Testing	\$0.00	0
12/3/2022	14	Dinner Party	\$452.80	50



### Appendix 5 - D St. Neighborhood Center Rentals 2022

12/4/2022	2	Drop-In Drumming	\$0.00	10
12/4/2022	3	Ecstatic Dance	\$135.60	30
12/9/2022	10	Covid Testing	\$0.00	0
12/10/2022	5	Family Potluck	\$429.75	0
12/11/2022	2	Drop-In Drumming	\$0.00	10
12/11/2022	3	Ecstatic Dance	\$135.60	30
12/15/2022	5.5	Vaccine Clinic	\$0.00	20
12/16/2022	10	Covid Testing	\$0.00	0
12/17/2022	11	Graduation Party	\$566.00	125
12/18/2022	2	Drop-In Drumming	\$0.00	10
12/18/2022	3	Ecstatic Dance	\$135.60	30
12/21/2022	5	Potluck Dinner	\$343.80	75
12/23/2022	10	Covid Testing	\$0.00	0
12/25/2022	2	Drop-In Drumming	\$0.00	10
12/30/2022	10	Covid Testing	\$0.00	0
	977.25		\$17,675.70	4,816

## Appendix 6 - Redwood Park Facility Rentals 2022

Redwood <u>Lodge</u> Rentals 2022				
Date	Hours	Event / Organization	Revenue	Estimated Attendance
2/5/2022	8.5	Makers Market	\$378.50	99
2/6/2022	8.5	Makers Market	\$378.50	99
2/19/2022	7.5	Memorial For Kris Sundeen	\$378.50	150
3/12/2022	8	Baby Shower	\$378.50	40
3/19/2022	7.5	Baby Shower	\$378.50	40
3/31/2022	3	Birthday Party	\$135.00	20
4/19/2022	6	Wedding	\$378.50	70
4/23/2022	9	Community Building Forum	\$302.80	75
4/24/2022	9	Community Building Forum	\$302.80	75
4/29/2022	5	Year End Social	\$270.50	60
5/6/2022	5	End of Semester Celebration	\$270.50	40
5/7/2022	5	Celebration for the Rotary Club of Arcata Sunrise	\$216.40	60
5/8/2022	5	Party	\$270.50	10
5/14/2022	5	Graduation Celebration	\$378.50	30
5/21/2022	12	Memorial Service	\$378.50	99
5/27/2022	3	Menchinella's Wedding Set-Up	\$135.00	20
5/28/2022	15	Wedding Reception	\$378.50	0
6/3/2022	3	Wedding Set-Up	\$135.00	25
6/4/2022	12	Wedding Ceremony	\$378.50	60
6/11/2022	4.5	Retirement Party	\$270.00	70
6/12/2022	7	Camp training/ COA	\$0.00	40
6/17/2022	3	Wedding Set-Up	\$135.00	10
6/18/2022	13	Wedding Ceremony	\$378.50	50
8/27/2022	5	Celebration of Life	\$270.50	25
9/1/2022	5	Meet & Greet	\$282.75	50
9/2/2022	6	Wedding Set-Up	\$0.00	20
9/3/2022	10.75	Wedding Reception	\$378.50	50
9/10/2022	6	Memorial	\$396.25	99
9/14/2022	10	Company Retreat	\$317.00	45
9/17/2022	3	Birthday Party	\$141.35	20
10/1/2022	10	Birthday Party	\$396.25	75
10/22/2022	9	Baby Shower	\$396.25	50
10/25/2022	3	Department Social	\$141.35	50
11/5/2022	5	Baby Shower	\$282.75	50
11/19/2022	8	Birthday Party	\$396.25	40
12/3/2022	7	Potluck/Professional Mixer	\$317.00	75
<b>Totals</b>	<b>252.25</b>		<b>\$10,323.20</b>	<b>1891</b>

## Appendix 6 - Redwood Park Facility Rentals 2022

Redwood <u>Lounge</u> Rentals 2022				
Date	Hours	Event / Organization	Revenue	Estimated Attendance
4/23/2022	8	Community Building Forum	\$173.00	75
4/24/2022	8	Community Building Forum	\$173.00	75
5/14/2022	5	Graduation Party	\$162.00	20
6/4/2022	12	Wedding Ceremony	\$162.00	60
9/2/2022	6	Wedding Set-Up	\$0.00	15
9/3/2022	10.75	Wedding Reception	\$216.25	60
12/10/2022	4	Nature Drawing Workshop	\$135.60	35
12/11/2022	4	Nature Drawing Workshop	\$135.60	35
<b>Totals</b>	<b>57.75</b>		<b>\$1,157.45</b>	<b>375</b>

Redwood Park Stage Area Rentals 2022				
Date	Hours	Event / Organization	Revenue	Estimated Attendance
5/10/2022	5	Play Rehearsal	\$ -	70
5/11/2022	5	Play Rehearsal	\$ -	70
5/12/2022	9	Play Rehearsal and Performance	\$ -	70
9/25/2022	4	Acoustic Music Performance	\$ 42.00	20
<b>Totals</b>	<b>23</b>		<b>\$ 42.00</b>	<b>230</b>

Redwood Park Picnic Area Rentals 2022				
Date	Hours	Event / Organization	Revenue	Estimated Attendance
1/29/2022	4	BDay Party	\$40.00	20
2/5/2022	8.5	Makers Market	\$0.00	99
2/6/2022	8.5	Makers Market	\$0.00	99
2/12/2022	3.5	Horse Rides	\$40.00	20
2/13/2022	3.5	Horse Rides	\$40.00	20
2/19/2022	7.5	Memorial For Kris Sundeen	\$0.00	99
3/12/2022	8	Baby Shower	\$0.00	40
3/26/2022	4	Girl Scouts Meeting & Scavenger Hunt	\$40.00	20
3/26/2022	4	Trail Race - Minor Special Event	\$40.00	50
4/8/2022	4	Holi Festival	\$40.00	25
4/9/2022	5	Retirement Celebration	\$40.00	50
4/10/2022	5	Graduation Potluck	\$40.00	20
4/16/2022	4.5	Birthday Party	\$40.00	25
4/23/2022	12	Community Building Forum	\$0.00	50
4/24/2022	12	Community Building Forum	\$0.00	50
4/29/2022	3	Bat Workshop	\$40.00	35
5/1/2022	4	Retirement Celebration	\$40.00	50
5/6/2022	5	End of Semester Celebration	\$0.00	40

## Appendix 6 - Redwood Park Facility Rentals 2022

5/7/2022	5	Celebration for the Rotary Club of Arcata Sunrise	\$0.00	60
5/8/2022	5	Party	\$0.00	10
5/10/2022	5	Play Rehearsal	\$40.00	70
5/11/2022	5	Play Rehearsal	\$40.00	70
5/12/2022	9	Play Rehearsal & Performance	\$50.00	70
5/13/2022	3.5	snack/forest hike/ picnic lunch (Union St. Charter School)	\$40.00	22
5/14/2022	5	Graduation Celebration	\$0.00	30
5/15/2022	6	Birthday Party	\$50.00	30
5/21/2022	12	Memorial Service	\$0.00	99
5/27/2022	3	Picnic	\$0.00	30
5/28/2022	15	Wedding Reception	\$0.00	50
5/30/2022	5	Birthday Party	\$40.00	25
6/3/2022	5	School Picnic	\$40.00	90
6/4/2022	12	Wedding Ceremony	\$0.00	60
6/5/2022	8	LIT training	\$0.00	100
6/7/2022	4	School Picnic	\$0.00	20
6/8/2022	5	Public Outreach Meeting	\$0.00	50
6/10/2022	4	Birthday Party	\$40.00	50
6/11/2022	5	Birthday Party	\$40.00	50
6/12/2022	7	Camp training	\$0.00	50
6/15/2022	2	Birthday Party	\$40.00	50
6/16/2022	5	Graduation Party	\$40.00	30
6/17/2022	10.5	Graduation Party	\$50.00	60
6/18/2022	13	Wedding Ceremony	\$0.00	50
6/19/2022	4	Birthday Celebration	\$40.00	30
7/2/2022	4	Birthday Party	\$40.00	25
7/9/2022	8	Celebration of Life	\$50.00	150
7/10/2022	5	Birthday Party	\$40.00	30
7/16/2022	6	Birthday Party	\$50.00	40
7/17/2022	4	Family Picnic	\$40.00	100
7/23/2022	5	Memorial	\$42.00	50
7/24/2022	7	Family/Friend Gathering	\$50.00	60
7/30/2022	6	Office Picnic - BBQ	\$50.00	30
7/31/2022	5	Birthday Party	\$42.00	20
8/13/2022	5	Bday Party	\$40.00	50
8/20/2022	4	Birthday Party	\$40.00	25
8/20/2022	5	Trail Run	\$50.00	150
8/27/2022	9	Bike Race	\$52.25	150
9/1/2022	5	Meet & Greet	\$0.00	50
9/3/2022	10.75	Wedding Reception	\$0.00	50
9/7/2022	4	Welcome Party for Youth Exchange Ambassadors	\$42.00	50
9/8/2022	2	Meeting	\$0.00	20

## Appendix 6 - Redwood Park Facility Rentals 2022

9/10/2022	6	Memorial	\$0.00	99
9/11/2022	4	Company B-Day Party	\$42.00	35
9/14/2022	10	Company Retreat	\$0.00	45
9/17/2022	5	Baby Shower	\$42.00	40
9/17/2022	3	birthday party	\$0.00	50
9/18/2022	7	Celebration (Gender Reveal)	\$52.25	50
9/23/2022	3	Department Social	\$42.00	30
9/24/2022	2.5	Girl Scout Meeting	\$42.00	15
9/27/2022	6.5	School Field Trip	\$50.00	130
9/28/2022	2.5	Student/Faculty Social	\$42.00	45
9/29/2022	6	Cross-Country Meet	\$52.25	300
10/1/2022	10	Birthday Party	\$0.00	75
10/2/2022	4.5	Kid's Birthday Party	\$42.00	15
10/9/2022	4	Student Picnic Gathering	\$42.00	25
10/19/2022	6	Cross-Country Race	\$52.25	200
10/22/2022	9	Baby Shower	\$0.00	50
10/25/2022	3	Department Social	\$0.00	20
11/13/2022	4	Friendsgiving	\$42.00	30
11/19/2022	8	Birthday Party	\$0.00	40
<b>Totals</b>	<b>467.75</b>		<b>\$2,161.00</b>	<b>4412</b>



## Appendix 7 - Larson Park and Arcata Marsh Interpretive Center Rentals 2022

Larson Park Gazebo Rentals 2022				
Date	Hours	Event / Organization	Revenue	Estimated Attendance
2/7/2022	5	Birthday	\$ 40.00	20
2/21/2022	2	Birthday	\$ 40.00	20
4/16/2022	3	Easter Egg Hunt	\$ 32.00	100
5/7/2022	5	Birthday	\$ 40.00	30
5/15/2022	10	Graduation	\$ 50.00	30
5/22/2022	5	Birthday	\$ 40.00	40
6/4/2022	4.5	Birthday	\$ 40.00	40
6/10/2022	4	Birthday	\$ 40.00	15
6/18/2023	5	Birthday	\$ 40.00	25
7/9/2022	4.5	Birthday	\$ 40.00	15
7/10/2022	7	Fellowship Carne Asada	\$ 50.00	50
7/23/2022	5	Wedding	\$ 40.00	15
7/31/2022	5	Birthday	\$ 42.00	25
8/7/2022	9	Gender Reveal	\$ 52.25	15
8/11/2022	4	Potluck	\$ 40.00	50
8/27/2022	7	Class Reunion	\$ 50.00	25
9/4/2022	10	Birthday	\$ 50.00	15
10/27/2022	5.5	Special Olympics Bocce Tournament	\$ -	125
<b>Totals</b>	<b>100.5</b>		<b>\$ 726.25</b>	<b>655</b>

Larson Park Bocce Ball Equipment Rentals 2022			
Date	Days	Event / Organization	Revenue
6/10/2022	1	Birthday	\$ 16.00
8/11/2022	1	Potluck	\$ 10.00
9/9/2022	1	Misc.	\$ 5.50
10/27/2022	1	Special Olympics Bocce Tournament	\$ -
<b>Totals</b>	<b>4</b>		<b>\$ 31.50</b>

Larson Park Bocce Court Rentals 2022			
Date	Hours	Event / Organization	Revenue
2/21/2022	2	Birthday	\$ 21.50
5/22/2022	5	Birthday	\$ 21.50
6/10/2022	4	Birthday	\$ 21.50
8/11/2022	4	Potluck	\$ 21.50
8/11/2022	4	Potluck	\$ 21.50
10/27/2022	5.5	Special Olympics Bocce Tournament	\$ -
10/27/2022	5.5	Special Olympics Bocce Tournament	\$ -
10/27/2022	5.5	Special Olympics Bocce Tournament	\$ -
<b>Totals</b>	<b>35.5</b>		<b>\$ 107.50</b>

Larson Park Tennis Courts Rentals 2022				
Date	Hours	Event / Organization	Revenue	Estimated Attendance
	0			
<b>Totals</b>	<b>0</b>		<b>\$ -</b>	<b>0</b>

## Appendix 7 - Larson Park and Arcata Marsh Interpretive Center Rentals 2022

Arcata Marsh Interpretive Center Rentals 2022				
Date	Hours	Event / Organization	Revenue	Estimated Attendance
1/26/2022	2	VTS Meeting	0	15
4/16/2022	8	Godwit Days	0	100
4/17/2022	8	Godwit Days	0	100
6/25/2022	4	Youth Coalition	0	20
9/26/2022	2.5	VTS Volunteer Recognition Event	0	30
10/2/2022	3	FOAM Annual Meeting	0	20
12/19/2022	4	VTS Board Meeting	0	20
Totals	31.5		\$ -	305

## Appendix 8 - Library Conference Room Rentals 2022

Date	Event / Organization	Total Estimated Attendance	Total Actual Meetings	Total Hours	Total Revenue
1/5/2022	Epilepsy Support Group	7	1	2	\$38.70
1/7/2022	Islamic Center Meeting	20	1	0.5	\$12.10
1/14/2022	Islamic Center Meeting	20	1	0.5	\$12.10
1/21/2022	Islamic Center Meeting	20	1	0.5	\$12.10
1/28/2022	Islamic Center Meeting	20	1	0.5	\$12.10
2/2/2022	Epilesy Support Group	15	1	2	\$48.38
2/4/2022	Islamic Center Meeting	20	1	0.5	\$12.10
2/11/2022	Islamic Center Meeting	20	1	0.5	\$12.10
2/18/2022	Islamic Center Meeting	20	1	0.5	\$12.10
2/24/2022	Grand Jury Interviews	0	1	8	\$0.00
2/25/2022	Islamic Center Meeting	20	1	0.5	\$12.10
3/2/2022	Epilepsy Support Group	15	1	2	\$48.38
3/4/2022	Islamic Center Meeting	20	1	0.5	\$12.10
3/11/2022	Islamic Center Meeting	20	1	0.5	\$12.10
3/12/2022	Birthday Party	10	1	4	\$129.00
3/18/2022	Islamic Center Meeting	20	1	0.5	\$12.10
3/24/2022	Zoom Meeting	1	1	1.5	\$32.25
3/25/2022	Islamic Center Meeting	20	1	0.5	\$12.10
4/1/2022	Islamic Center Meeting	20	1	0.5	\$12.10
4/2/2022	Ramadan	20	1	1	\$24.19
4/3/2022	Ramadan	20	1	1	\$24.19
4/4/2022	Ramadan	20	1	1	\$24.19
4/5/2022	Ramadan	20	1	1	\$24.19
4/6/2022	Epilepsy Support Group	15	1	2	\$48.38
4/6/2022	Ramadan	20	1	1	\$24.19
4/7/2022	Ramadan	20	1	1	\$24.19
4/8/2022	Islamic Center Meeting	20	1	0.5	\$12.10
4/8/2022	Book Sale Set-Up	5	1	2	\$0.00
4/8/2022	Art Exhibit for ARTS!	25	1	4	\$0.00
4/8/2022	Ramadan	20	1	1	\$24.19
4/9/2022	Library Book Sale	30	1	8	\$0.00
4/10/2022	Ramadan	20	1	1	\$24.19
4/11/2022	Ramadan	20	1	1	\$24.19
4/12/2022	Ramadan	20	1	1	\$24.19
4/13/2022	Ramadan	20	1	1	\$24.19
4/14/2022	Ramadan	20	1	1	\$24.19
4/15/2022	Islamic Center Meeting	20	1	0.5	\$12.10
4/15/2022	Ramadan	20	1	1	\$24.19
4/17/2022	Ramadan	20	1	1	\$24.19
4/17/2022	AA Meeting	10	1	1	\$24.19

## Appendix 8 - Library Conference Room Rentals 2022

4/18/2022	Ramadan	20	1	1	\$24.19
4/19/2022	Ramadan	20	1	1	\$24.19
4/20/2022	Library Storytime	20	1	1.25	\$0.00
4/20/2022	Ramadan	20	1	1	\$24.19
4/21/2022	Ramadan	20	1	1	\$24.19
4/22/2022	Islamic Center Meeting	20	1	0.5	\$12.10
4/22/2022	Ramadan	20	1	1	\$24.19
4/24/2022	Ramadan	20	1	1	\$24.19
4/24/2022	AA Meeting	10	1	1	\$24.19
4/25/2022	Ramadan	20	1	1	\$24.19
4/26/2022	Ramadan	20	1	1	\$24.19
4/27/2022	Library Storytime	20	1	1.25	\$0.00
4/27/2022	Ramadan	20	1	1	\$24.19
4/28/2022	Book Group Night	20	1	2.5	\$0.00
4/28/2022	Ramadan	20	1	1	\$24.19
4/29/2022	Islamic Center Meeting	20	1	0.5	\$12.10
4/29/2022	Ramadan	20	1	1	\$24.19
5/1/2022	Ramadan	20	1	1	\$24.19
5/1/2022	AA Meeting	10	1	1	\$24.19
5/4/2022	Library Storytime	20	1	1.25	\$0.00
5/4/2022	Epilepsy Support Group	15	1	2	\$48.38
5/6/2022	Islamic Center Meeting	20	1	0.5	\$12.10
5/6/2022	Book Sale Set-Up	30	1	2	\$0.00
5/7/2022	Library Book Sale	30	1	4	\$0.00
5/8/2022	AA Meeting	10	1	1	\$24.19
5/13/2022	Islamic Center Meeting	20	1	0.5	\$12.10
5/15/2022	AA Meeting	10	1	1	\$24.19
5/20/2022	Islamic Center Meeting	20	1	0.5	\$12.10
5/22/2022	AA Meeting	10	1	1	\$24.19
5/26/2022	Book Group Night	20	1	2.5	\$0.00
5/27/2022	Islamic Center Meeting	20	1	0.5	\$12.10
5/29/2022	AA Meeting	10	1	1	\$24.19
6/1/2022	Epilepsy Support Group	15	1	2	\$48.38
6/3/2022	Islamic Center Meeting	20	1	0.5	\$12.10
6/3/2022	Knitting Club	15	1	1	\$0.00
6/5/2022	AA Meeting	10	1	1	\$24.19
6/10/2022	Islamic Center Meeting	20	1	0.5	\$12.10
6/10/2022	Knitting Club	15	1	1	\$0.00
6/12/2022	AA Meeting	10	1	1	\$24.19
6/17/2022	Islamic Center Meeting	20	1	0.5	\$12.10
6/17/2022	Knitting Club	15	1	1	\$0.00
6/19/2022	AA Meeting	10	1	1	\$24.19
6/24/2022	Islamic Center Meeting	20	1	0.5	\$12.10

## Appendix 8 - Library Conference Room Rentals 2022

6/24/2022	Knitting Club	15	1	1	\$0.00
6/26/2022	AA Meeting	10	1	1	\$24.19
7/1/2022	Islamic Center Meeting	20	1	0.5	\$12.10
7/1/2022	Knitting Club	15	1	1	\$0.00
7/3/2022	Sober Sunday	15	1	1	\$24.19
7/6/2022	Epilepsy Support Group	15	1	2	\$48.38
7/8/2022	Islamic Center Meeting	20	1	0.5	\$12.10
7/8/2022	Knitting Club	15	1	1	\$0.00
7/8/2022	Library Arts Arcata Space	25	1	2	\$0.00
7/10/2022	Sober Sunday	15	1	1	\$24.19
7/12/2022	Lunch Workshop/Meeting	10	1	2.5	\$67.50
7/15/2022	Islamic Center Meeting	20	1	0.5	\$12.10
7/15/2022	Knitting Club	15	1	1	\$0.00
7/17/2022	Sober Sunday	15	1	1	\$24.19
7/22/2022	Islamic Center Meeting	20	1	0.5	\$12.10
7/22/2022	Knitting Club	15	1	1	\$0.00
7/24/2022	Sober Sunday	15	1	1	\$24.19
7/29/2022	Islamic Center Meeting	20	1	0.5	\$12.10
7/29/2022	Knitting Club	15	1	1	\$0.00
7/31/2022	Sober Sunday	15	1	1	\$24.19
8/3/2022	Epilepsy Support Group	15	1	2	\$48.38
8/5/2022	Islamic Center Meeting	20	1	0.5	\$12.10
8/5/2022	Knitting Club	15	1	1	\$0.00
8/7/2022	AA Meeting	15	1	1	\$27.00
8/12/2022	Islamic Center Meeting	20	1	0.5	\$12.10
8/12/2022	Knitting Club	15	1	1	\$0.00
8/14/2022	AA Meeting	15	1	2	\$54.00
8/14/2022	AA Meeting	15	1	1	\$27.00
8/19/2022	Islamic Center Meeting	20	1	0.5	\$12.10
8/19/2022	Knitting Club	15	1	1	\$0.00
8/21/2022	AA Meeting	15	1	1	\$27.00
8/26/2022	Islamic Center Meeting	20	1	0.5	\$12.10
8/26/2022	Knitting Club	15	1	1	\$0.00
8/28/2022	AA Meeting	15	1	1	\$27.00
9/2/2022	Islamic Center Meeting	20	1	0.5	\$12.10
9/2/2022	Knitting Club	15	1	1	\$0.00
9/4/2022	AA Meeting	15	1	1	\$27.00
9/6/2022	Interviews for Library	5	1	4	\$0.00
9/7/2022	Epilepsy Support Group	15	1	2	\$48.38
9/9/2022	Islamic Center Meeting	20	1	0.5	\$12.10
9/9/2022	Knitting Club	15	1	1	\$0.00
9/11/2022	AA Meeting	15	1	1	\$27.00
9/16/2022	Islamic Center Meeting	20	1	0.5	\$12.10
9/16/2022	Knitting Club	15	1	1	\$0.00

## Appendix 8 - Library Conference Room Rentals 2022

9/18/2022	AA Meeting	15	1	1	\$27.00
9/22/2022	Book Group Night	20	1	2.5	\$0.00
9/23/2022	Islamic Center Meeting	20	1	0.5	\$12.10
9/23/2022	Knitting Club	15	1	1	\$0.00
9/25/2022	AA Meeting	15	1	1	\$27.00
9/27/2022	Library Interview	3	1	1	\$0.00
9/30/2022	Islamic Center Meeting	20	1	0.5	\$12.10
9/30/2022	Knitting Club	15	1	1	\$0.00
10/2/2022	AA Meeting	15	1	1	\$27.00
10/5/2022	Epilepsy Support Group	15	1	2	\$48.38
10/7/2022	Islamic Center Meeting	20	1	0.5	\$12.10
10/7/2022	Knitting Club	15	1	1	\$0.00
10/8/2022	Book Sale	25	1	8	\$0.00
10/9/2022	AA Meeting	15	1	1	\$27.00
10/14/2022	Islamic Center Meeting	20	1	0.5	\$12.10
10/14/2022	Knitting Club	15	1	1	\$0.00
10/16/2022	AA Meeting	15	1	1	\$27.00
10/18/2022	Grand Jury	0	1	3	\$0.00
10/21/2022	Islamic Center Meeting	20	1	0.5	\$12.10
10/21/2022	Knitting Club	15	1	1	\$0.00
10/23/2022	AA Meeting	15	1	1	\$27.00
10/27/2022	Book Group Night	20	1	2.5	\$0.00
10/28/2022	Islamic Center Meeting	20	1	0.5	\$12.10
10/28/2022	Knitting Club	15	1	1	\$0.00
10/30/2022	AA Meeting	15	1	1	\$27.00
11/2/2022	Epilepsy Support Group	15	1	2	\$48.38
11/4/2022	Islamic Center Meeting	20	1	0.5	\$12.10
11/4/2022	Knitting Club	15	1	1	\$0.00
11/6/2022	AA Meeting	15	1	1	\$27.00
11/11/2022	Islamic Center Meeting	20	1	0.5	\$12.10
11/11/2022	Knitting Club	15	1	1	\$0.00
11/13/2022	AA Meeting	15	1	1	\$27.00
11/16/2022	Library Storytime	15	1	1	\$0.00
11/18/2022	Islamic Center Meeting	20	1	0.5	\$12.10
11/18/2022	Knitting Club	15	1	1	\$0.00
11/20/2022	AA Meeting	15	1	1	\$27.00
11/23/2022	Library Storytime	15	1	1	\$0.00
11/25/2022	Islamic Center Meeting	20	1	0.5	\$12.10
11/25/2022	Knitting Club	15	1	1	\$0.00
11/27/2022	AA Meeting	15	1	1	\$27.00
11/30/2022	Library Storytime	15	1	1	\$0.00
12/2/2022	Islamic Center Meeting	20	1	0.5	\$12.10
12/2/2022	Knitting Club	15	1	1	\$0.00
12/3/2022	Library Program	0	1	3	\$0.00



## Appendix 8 - Library Conference Room Rentals 2022

12/4/2022	AA Meeting	15	1	1	\$27.00
12/7/2022	Epilepsy Support Group	15	1	2	\$48.38
12/7/2022	Library Storytime	15	1	1	\$0.00
12/8/2022	ES Staff Training	10	1	9	\$0.00
12/9/2022	Islamic Center Meeting	20	1	0.5	\$12.10
12/9/2022	Knitting Club	15	1	1	\$0.00
12/11/2022	AA Meeting	15	1	1	\$27.00
12/14/2022	Library Storytime	15	1	1	\$0.00
12/15/2022	FOAL Meeting	0	1	2	\$0.00
12/16/2022	Islamic Center Meeting	20	1	0.5	\$12.10
12/16/2022	Knitting Club	15	1	1	\$0.00
12/16/2022	Book Sale (Set-Up)	2	1	2	\$0.00
12/17/2022	Book Sale	2	1	8	\$0.00
12/18/2022	AA Meeting	15	1	1	\$27.00
12/21/2022	Library Storytime	15	1	1	\$0.00
12/22/2022	Book Group Night	20	1	2.5	\$0.00
12/23/2022	Islamic Center Meeting	20	1	0.5	\$12.10
12/23/2022	Knitting Club	15	1	1	\$0.00
12/25/2022	AA Meeting	15	1	1	\$27.00
12/28/2022	Library Storytime	15	1	1	\$0.00
12/29/2022	Library Program	20	1	3	\$0.00
12/30/2022	Islamic Center Meeting	20	1	0.5	\$12.10
12/30/2022	Knitting Club	15	1	1	\$0.00
<b>Totals</b>		<b>3210</b>	<b>194</b>	<b>250.25</b>	<b>\$3,065.81</b>

## Appendix 9 - Overall Facility Use 2022

Redwood Lounge Hours of Use 2022				
Month	ARD	Rentals	City Use	Total
January	0	0	0	0
February	0	0	0	0
March	0	0	0	0
April	0	16	0	16
May	11.5	5	1	17.5
June	88	12	0	100
July	372	0	0	372
August	312	0	0	312
September	0	16.75	0	16.75
October	0	0	0	0
November	0	0	0	0
December	0	8	2	10
<b>Total</b>	<b>783.5</b>	<b>57.75</b>	<b>3</b>	<b>844.25</b>

Redwood Lodge/Picnic/Stage Hours of Use 2022				
Month	ARD	Rentals	City Use	Total
January	0	4	0	4
February	0	56	0	56
March	4.5	34.5	3.5	42.5
April	0	74.5	0	74.5
May	5	156.5	0	161.5
June	187.5	127	5	319.5
July	562	50	0	612
August	312	28	0	340
September	6	122	2.5	130.5
October	0	58.5	0	58.5
November	0	25	17	42
December	0	7	0	7
<b>Total</b>	<b>1077</b>	<b>743</b>	<b>28</b>	<b>1848</b>

Bocce Equip Rental Use 2022	
Month	Total Days
January	0
February	0
March	0
April	0
May	0
June	1
July	0
August	1
September	1
October	1
November	0
December	0
<b>Total</b>	<b>4</b>

Larson Park Hours of Use 2022					
Month	Tennis	Gazebo	Bocce Court	ARD	Total
January	0	0	2	0	2
February	0	7	0	0	7
March	0	0	0	0	0
April	0	3	0	0	3
May	0	20	5	0	25
June	0	13.5	4	0	17.5
July	0	21.5	0	0	21.5
August	0	20	8	0	28
September	0	10	0	0	10
October	0	5.5	16.5	0	22
November	0	0	0	0	0
December	0	0	0	0	0
<b>Total</b>	<b>0</b>	<b>100.5</b>	<b>35.5</b>	<b>0</b>	<b>136</b>

Library Conference Room Hours of Use 2022			
Month	Rentals	City Use	Total
January	4	0	4
February	12	0	12
March	9.5	7	16.5
April	50.5	0	50.5
May	19.75	3.5	23.25
June	12	0	12
July	19	0	19
August	14	0	14
September	21	0	21
October	26.5	0	26.5
November	15	5	20
December	47	18	65
<b>Total</b>	<b>250.25</b>	<b>33.5</b>	<b>283.75</b>

AMIC Hours of Use 2022				
Month	ARD	City Use	Hours of Use	Total
January	0	0	0	0
February	0	0	0	0
March	0	0	0	0
April	0	0	0	0
May	0	0	0	0
June	126.75	0	64	190.75
July	214.5	0	72	286.5
August	146	0	80	226
September	0	0	208	208
October	0	0	216	216
November	0	0	200	200
December	0	0	216	216
<b>Total</b>	<b>487.25</b>	<b>0</b>	<b>1056</b>	<b>1543.25</b>

Judo Hut Hours of Use 2022		
Month	ARD	Total
January	0	0
February	0	0
March	2	2
April	5	5
May	9.5	9.5
June	12.5	12.5
July	7.5	7.5
August	10.5	10.5
September	9	9
October	9	9
November	28	28
December	24	24
<b>Total</b>	<b>117</b>	<b>117</b>

"D" Street Community Center Hours of Use 2022				
Month	ARD	City Use	Rental	Total
January	23	0	58	81
February	18.5	0	55	73.5
March	45.5	10.75	59	115.25
April	44.5	33.5	63	141
May	48	8	91.25	147.25
June	54	0	100.25	154.25
July	54	0	84.5	138.5
August	30	0	70	100
September	18.5	0	106.5	125
October	23	10	102.25	135.25
November	72.5	14	74.5	161
December	71.5	0	113	184.5
<b>Totals</b>	<b>503</b>	<b>76.25</b>	<b>977.25</b>	<b>1556.5</b>

## Appendix 10 - Special Events 2022

Date	Hours	Location	Organization	Event Description	Staff		City Fees
					hours	Attendance	
1/1/2022	7	Plaza	North Coast Grower's Association	Farmers Market	2	500	\$0.00
1/8/2022	7	Plaza	North Coast Grower's Association	Farmers Market	2	500	\$0.00
1/14/2022	4	Plaza	Arcata Main Street	Arts! Arcata	1	200	\$0.00
1/15/2022	7	Plaza	North Coast Grower's Association	Farmers Market	2	500	\$0.00
1/16/2022	7.5	Streets	Esteban's Mexican Restaurant	Memorial Celebration	2	250	\$173.00
1/22/2022	7	Plaza	North Coast Grower's Association	Farmers Market	2	500	\$0.00
1/29/2022	7	Plaza	North Coast Grower's Association	Farmers Market	2	500	\$38.00
2/5/2022	7	Plaza	North Coast Grower's Association	Farmers Market	2	500	\$0.00
2/11/2022	4	Plaza	Arcata Main Street	Arts! Arcata	1	200	\$0.00
2/12/2022	7	Plaza	North Coast Grower's Association	Farmers Market	2	500	\$0.00
2/19/2022	7	Plaza	North Coast Grower's Association	Farmers Market	2	500	\$0.00
2/26/2022	7	Plaza	North Coast Grower's Association	Farmers Market	2	500	\$0.00
3/5/2022	7	Plaza	North Coast Grower's Association	Farmers Market	2	500	\$0.00
3/11/2022	4	Plaza	Arcata Main Street	Arts! Arcata	1	200	\$0.00
3/12/2022	7	Plaza	North Coast Grower's Association	Farmers Market	2	500	\$0.00
3/19/2022	7	Plaza	North Coast Grower's Association	Farmers Market	2	500	\$0.00
3/26/2022	7	Plaza	North Coast Grower's Association	Farmers Market	2	500	\$0.00
3/26/2022	4	Community Forest	6 Rivers Running Club	Trail Race	40	50	\$108.25
4/2/2022	7	Plaza	North Coast Grower's Association	Farmers Market	2	500	\$0.00
4/8/2022	4	Plaza	Arcata Main Street	Arts! Arcata	1	200	\$0.00
4/9/2022	7	Plaza	North Coast Grower's Association	Farmers Market	2	500	\$0.00
4/10/2022	7	Streets	Minor Theatre/Ace Hardware	10th St. Easter Festival	2	150	\$173.00
4/16/2022	5	Stewart Park	American Legion	Easter Egg Hunt	1	100	\$108.25
4/16/2022	7	Plaza	North Coast Grower's Association	Farmers Market	2	500	\$0.00
4/23/2022	7	Plaza	North Coast Grower's Association	Farmers Market	2	500	\$0.00
4/23/2022	5	Carlson Park	CUNA	Valley West Block Party	1	40	\$0.00
4/30/2022	7	Plaza	North Coast Grower's Association	Farmers Market	2	500	\$0.00
5/1/2022	12	Plaza	Coastal Grove Charter School	Splendid Spring May Day	1	1000	\$380.00
5/7/2022	7	Plaza	North Coast Grower's Association	Farmers Market	2	1000	\$0.00
5/8/2022	5.5	Streets	Six Rivers Running Club	Atalanta's Victory Run & Walk	1	300	\$173.00
5/13/2022	4	Plaza	Arcata Main Street	Arts! Arcata	1	200	\$0.00
5/14/2022	7	Plaza	North Coast Grower's Association	Farmers Market	2	1000	\$0.00
5/15/2022	10	Plaza	Arcata Main Street	Sunday Art Market	1	300	\$378.00
5/21/2022	7	Plaza	North Coast Grower's Association	Farmers Market	2	1000	\$0.00
5/22/2022	10	Plaza	Arcata Main Street	Sunday Art Market	1	300	\$0.00
5/28/2022	8	Plaza	Kinetic Universe	Kinetic Sculpture Race	1	1000	\$553.00
6/4/2022	7	Arcata Marsh	Food For People	Charity Walk	1	50	\$108.25
6/4/2022	7	Plaza	North Coast Grower's Association	Farmers Market	2	1000	\$0.00
6/10/2022	4	Plaza	Arcata Main Street	Arts! Arcata	1	200	\$0.00
6/11/2022	7	Plaza	North Coast Grower's Association	Farmers Market	1500	1000	\$0.00
6/11/2022	2	Streets	Portuguese Hall	March For Our Lives	1	40	\$0.00
6/12/2022	4	Streets	Portuguese Hall	Holy Ghost Parade	1	50	\$108.25
6/12/2022	10	Plaza	Arcata Main Street	Sunday Art Market	1	300	\$0.00
6/19/2022	11	Plaza	Black Humboldt	Juneteenth Celebration	1	300	\$270.00
6/24/2022	12	Streets	Arcata Main Street	Oyster Festival	1	4500	\$173.00
6/25/2022	7	Plaza	North Coast Grower's Association	Farmers Market	2	1000	\$0.00
6/25/2022	7	Streets	Arcata Main Street	Oyster Festival	1	3000	\$0.00
6/25/2022	6	Carlson Park	CUNA	Tianguis (Flea Market)	1	50	\$108.25

## Appendix 10 - Special Events 2022

7/1/2022	0.5	Community Park	Wildtrail Tours	Bicycle Tours	1	75	\$173.00
7/4/2022	3	Plaza	Arcata Main Street	Arts and Crafts Party	1	50	\$0.00
7/4/2022	5.5	APPL	Six Rivers Running Club	Marsh Run	2	125	\$173.00
7/9/2022	7	Plaza	North Coast Grower's Association	Farmer's Market	2	1000	\$0.00
7/16/2022	7	Plaza	North Coast Grower's Association	Farmer's Market	2	1000	\$0.00
7/17/2022	5	Stewart Park	Calvary Chapel	Church Picnic	1	150	\$108.25
7/23/2022	13.5	Streets	Arcane Artists	Summer Concert Series	1	400	\$173.00
7/23/2022	7	Plaza	North Coast Grower's Association	Farmer's Market	2	1500	\$1,948.73
7/24/2022	10	Plaza	Arcata Main Street	Sunday Art Market	1	500	\$0.00
7/30/2022	4	Valley West Park	City of Arcata	Basketball Competition	10	75	\$0.00
7/30/2022	7	Plaza	North Coast Grower's Association	Farmer's Market	2	1500	\$0.00
7/31/2022	10	Plaza	Arcata Main Street	Sunday Art Market	1	500	\$27.00
8/6/2022	3.5	Streets	Arcane Artists	Summer Concert Series	1	500	\$0.00
8/6/2022	7	Plaza	North Coast Grower's Association	Farmer's Market	2	1500	\$0.00
8/6/2022	3	Arcata Marsh	City of Arcata	Lantern Ceremony	10	300	\$0.00
8/7/2022	10	Plaza	Arcata Main Street	Sunday Art Market	1	300	\$0.00
8/12/2022	4	Plaza	Arcata Main Street	Arts! Arcata	1	150	\$0.00
8/13/2022	7	Plaza	North Coast Grower's Association	Farmer's Market	2	1500	\$0.00
8/14/2022	7	Streets	HAPI?	Obon Festival	2	400	\$181.25
8/14/2022	10	Plaza	Arcata Main Street	Sunday Art Market	1	300	\$0.00
8/20/2022	7	Plaza	North Coast Grower's Association	Farmer's Market	2	1500	\$0.00
8/20/2022	5	Community Forest	Health Sport	Trail Race	1	150	\$173.00
8/21/2022	10	Plaza	Arcata Main Street	Sunday Art Market	1	300	\$0.00
8/27/2022	4.98	Streets	Arcane Artists	Summer Concert Series	1	400	\$0.00
8/27/2022	9	Community Park	Adventure's Edge	Bike Race	8	150	\$572.25
8/27/2022	7	Plaza	North Coast Grower's Association	Farmer's Market	2	1500	\$0.00
8/28/2022	4	Valley West	City of Arcata	Bike Rodeo	10	75	\$0.00
8/28/2022	10	Plaza	Arcata Main Street	Sunday Art Market	1	300	\$0.00
9/1/2022	13	Plaza	Cal Poly Humboldt	College Colors Day	2	1000	\$510.00
9/3/2022	7	Plaza	North Coast Grower's Association	Farmer's Market	2	1500	\$0.00
9/4/2022	7	Arcata Sports Complex	Humboldt Flea Market	Flea Market- ACC Lot	8	500	\$282.75
9/4/2022	10	Plaza	Arcata Main Street	Sunday Art Market	1	300	\$0.00
9/5/2022	11	Streets	Camoapa Sister City Project	I Block Party	1	1000	\$181.25
9/9/2022	4	Plaza	Arcata Main Street	Arts! Arcata	1	150	\$0.00
9/10/2022	4.98	Streets	Arcane Artists	Summer Concert Series	1	400	\$0.00
9/10/2022	7	Plaza	North Coast Grower's Association	Farmer's Market	2	1500	\$0.00
9/11/2022	6	APPL	American Foundation for Suicide Prev	Out of Darkness Walk/Mar	1	500	\$443.00
9/11/2022	5	Plaza	Arcata Main Street	Sunday Art Market	1	100	\$0.00
9/15/2022	8	Carlson Park	Arcata Play House	Circus	4	250	\$282.75
9/16/2022	8	Carlson Park	Arcata Play House	Circus	4	250	\$181.25
9/17/2022	7	Plaza	North Coast Grower's Association	Farmer's Market	2	1500	\$0.00
9/17/2022	8	Plaza	Same Old People	North Country Fair	2	10000	\$974.00
9/18/2022	8	Plaza	Same Old People	North Country Fair	2	10000	\$0.00
9/18/2022	6	Streets	Humboldt Tri Kids	Triathlon	2	150	\$173.00
9/24/2022	4.98	Streets	Arcane Artists	Summer Concert Series	1	400	\$0.00
9/24/2022	7	Plaza	North Coast Grower's Association	Farmer's Market	2	1500	\$0.00
9/25/2022	8	Plaza	Kinetic Universe	Kinetic Kids Classic	1	150	\$78.50
9/27/2022	4	Plaza	Arcata Marsh	JCS X-country Race- Marsh	1	150	\$0.00
9/29/2022	6	Community Forest	NPA	Cross-Country Meet	1	300	\$181.25
10/1/2022	7	Plaza	North Coast Grower's Association	Farmer's Market	2	1500	\$0.00
10/1/2022	9.5	Streets	Arcata Play House	Migrations March	1	200	\$181.25
10/1/2022	1	Plaza	North Coast Children Services	Pastels on the Plaza	2	500	\$282.75
10/8/2022	7	Plaza	North Coast Grower's Association	Farmer's Market	2	1500	\$0.00

## Appendix 10 - Special Events 2022

10/8/2022	1.5	Streets	Society of the Holy Trinity	Religious Parade	1	50	\$113.25
10/14/2022	4	Plaza	Arcata Main Street	Arts! Arcata	1	150	\$0.00
10/15/2022	7	Plaza	North Coast Grower's Association	Farmer's Market	2	1500	\$0.00
10/19/2022	6	Arcata Marsh	Arcata High School	Cross-Country Race	2	200	\$181.25
10/21/2022	2	Streets	Arcata High School	Homecoming Parade	1	2000	\$181.25
10/22/2022	7	Plaza	North Coast Grower's Association	Farmer's Market	2	1500	\$0.00
10/29/2022	7	Plaza	North Coast Grower's Association	Farmer's Market	2	1500	\$0.00
10/30/2022	12	Streets	Minor Theatre/Ace Hardware	Halloween Carnival/Dia de	1	300	\$181.25
10/31/2022	8	Plaza	Arcata Main Street	Halloween Celebration	1	200	\$282.75
11/5/2022	5	Arcata Marsh	Arcata High School	Cross Country Champions	1	200	\$181.25
11/5/2022	7	Plaza	North Coast Grower's Association	Farmer's Market	1	1500	\$0.00
11/11/2022	4	Plaza	Arcata Main Street	Arts! Arcata	1	150	\$0.00
11/11/2022	8.5	Plaza	Mike Pazeian	Veterans Flag Celebration	1	10	\$0.00
11/12/2022	7	Plaza	North Coast Grower's Association	Farmer's Market	1	1500	\$0.00
11/19/2022	7	Plaza	North Coast Grower's Association	Farmer's Market	1	1500	\$0.00
11/20/2022	10	Plaza	Arcata Main Street	Sunday Art Market	1	300	\$0.00
11/26/2022	7	Plaza	North Coast Grower's Association	Farmer's Market	1	1500	\$0.00
11/27/2022	10	Plaza	Arcata Main Street	Sunday Art Market	1	300	\$0.00
12/3/2022	7	Plaza	North Coast Grower's Association	Farmer's Market	1	1500	\$0.00
12/4/2022	10	Plaza	Arcata Main Street	Sunday Art Market	1	300	\$0.00
12/9/2022	4	Plaza	Arcata Main Street	Arts! Arcata	1	150	\$0.00
12/10/2022	7	Plaza	North Coast Grower's Association	Farmer's Market	1	500	\$0.00
12/11/2022	10	Plaza	Arcata Main Street	Sunday Art Market	1	300	\$0.00
12/17/2022	7	Plaza	North Coast Grower's Association	Farmer's Market	1	500	\$0.00
12/18/2022	10	Plaza	Arcata Main Street	Sunday Art Market	1	300	\$0.00
12/24/2022	7	Plaza	North Coast Grower's Association	Farmer's Market	1	500	\$0.00
12/31/2022	7	Plaza	North Coast Grower's Association	Farmer's Market	1	500	\$0.00
	876.4				1763	98,390	\$11,254.48
	Hours				Staff Time	Attendance	City Fees