



Creating Community  
Through People, Parks and Programs

---

# **Arcata Parks and Recreation 2010 Annual Report**

Special thanks to our participants, community partners, volunteers, staff, other city departments, the Parks and Recreation Committee and City Council for making our year a success.

**Arcata Parks and Recreation**  
**Annual Report 2010**

**Table of Contents**

Parks and Recreation Divisions Year 2010 Overview	2
Creating Community Through People, Parks and Programs	3
The History of Parks and Recreation in Arcata	4
Recreation Division	5
Programs, Classes and Community Events	
Participant Demographics	
Youth Development Scholarship Fund	
Personnel	
Parks and Facilities Division	14
Parks and Fields	
Buildings	
Personnel	
Special Events, Plaza Vending and Bayside Park Community Garden	17
Grants and Donations	18
Collaborations and Community Partners	19
Parks and Recreation Committee	22
Appendices	24



## ***Parks and Recreation Divisions Year 2010 Overview***

The Parks and Recreation Divisions impact the lives of many people. Easily tracked are those individuals who utilize our Recreation Programs throughout the year. Other individuals who are served through Parks and Recreation include the thousands who use the parks, sports fields, and buildings throughout the year.

<b><u>Participant Overview</u></b>	<b><u>2009</u></b>	<b><u>2010</u></b>
Total Recreation Program and Event Participants <sup>1</sup>	13,352	15,757
Contract Class Participants	563	631
Total Registered Participants <sup>2</sup>	3,347	3,857
Resident Participants	1,828	2,145
Non-Resident Participants	1,519	1,712
Special Event Participants <sup>3</sup>	78,284	90,691
Summer Camp Participants <sup>5</sup>	1,040	1,228
After School Program Participants <sup>6</sup>	113	106
Youth Development Fund (YDF) Participants <sup>2</sup>	408	405
Field Use Participants	2,231	1,705
Field Use Spectator Attendance	44,018	49,500

<b><u>Hours of Use</u></b>	<b><u>2009</u></b>	<b><u>2010</u></b>
Total Field Reservation Hours	2,972	2,785
Total Building Hours <sup>4</sup>	13,185	12,998
After School Program Hours <sup>6</sup>	641	540
City Hall Operating Hours	2,000	1,992
Transit Center Operating Hours	2,078	2,070
Pacific Union Field Use Hours	312	437

<b><u>Revenue Overview</u></b>	<b><u>2009</u></b>	<b><u>2010</u></b>
Recreation Program and Event Revenue	\$228,677	\$269,718
Non-Resident Fees	\$9,612	\$10,773
Contract Class Revenue	\$19,841	\$20,976
Youth Development Scholarship Fund Usage	\$14,282	\$14,221
Total Field Revenue	\$56,715	\$62,587
Total Building Revenue	\$70,202	\$61,491
Parks and Recreation Grants/Donations	\$68,238	\$57,512
Bayside Park Community Garden Revenue	-	\$675
Special Event Revenue	\$8,418	\$10,525
Film Permit Revenue	\$540	\$2,560
Plaza Vending Revenue	\$1,076	\$945
Park and Building Vandalism Costs	\$26,680	\$14,055

\*See full report and appendices for detailed information\*

<sup>1</sup> – Recorded number of participants. Includes Programs, Birthday Parties, Summer Camps, Contract Classes, and Recreation Division Community Events. Does not include field/building users, or sport spectators.

<sup>2</sup> – Participants registered for programs, contract classes, and camps using Rec-Trac. Many participants register for multiple sections. Repeat registrations are reflected in Total Recreation Program and Event Participants.

<sup>3</sup> – Based on estimates provided by event planner on Special Event Permit forms.

<sup>4</sup> – Includes Rentals, Recreation, and other city department use. Reflects use of the Arcata Community Center; Redwood Lodge, Redwood Lounge Picnic and Stage Areas; D Street Neighborhood Center; Library Conference Room; Judo Hut; and the Arcata Marsh Interpretive Center.

<sup>5</sup> – Includes all summer camps offered for the corresponding year.

<sup>6</sup> – Includes Arts in the Afternoon and Arcata Sports Club.

**Parks and Recreation**  
**Creating Community Through People, Parks and Programs**

The primary focus of the Parks and Recreation Divisions is to enrich individuals, families and our community through the provision of services, facilities, and programs that improve the quality of life for our citizens.

The Arcata Parks and Recreation Divisions exist to:

**CREATE COMMUNITY**

- ◆ Strengthen community image and sense of place
- ◆ Support economic development
- ◆ Protect environmental resources
- ◆ Facilitate community problem-solving
- ◆ Increase cultural unity

**PROMOTE HEALTH AND WELLNESS**

- ◆ Create an active and healthy community through diverse and innovative recreation programming
- ◆ Provide space to foster human development
- ◆ Provide space to learn & play, space to be safe & secure, and a space to create & imagine

**FOSTER YOUTH DEVELOPMENT**

- ◆ Provide youth with a variety of experiences to nurture individuality, spark imagination, encourage cooperation, and build the skills needed for success in the next stage of development

The Arcata Parks and Recreation Divisions provide essential community benefits including:

- ◆ Healthier residents
- ◆ Sense of well-being in the community
- ◆ Safer neighborhoods
- ◆ A higher quality of life
- ◆ Increased property values
- ◆ Opportunities for youth, adults, and seniors to participate in programs and events
- ◆ Partnerships with other agencies, public and private
- ◆ Cultural expression and unity



### **The History of Parks and Recreation in Arcata**

In 1968 the Arcata Recreation Commission became the Parks and Recreation Committee, an advisory body to the City Council. In 1976 a full-time Recreation Department Director was hired and in 1977 the Parks Department combined with the Recreation Department to form the Parks and Recreation Department. Due to financial constraints, the Director position was cut from the 1993/94 budgets. At that time, the Parks Superintendent began reporting to the Public Works Director. The Recreation Division Manager reported to the City Manager until November 2000 when the Recreation Division was incorporated into the Environmental Services Department.





## **Recreation Division**

The Recreation Division provides a wide array of programs and services to the public. In addition to supporting our own programs and facilities, the Recreation Office serves as a clearinghouse for information regarding activities and services offered by other City Departments and local service providers. The Recreation Division continues coordinating the city's Special Events and Film Permitting process, Plaza Vending Permit process and introduced the Bayside Park Community Garden application process in 2010.

### **Programs, Classes and Community Events**



The Recreation Division administers many programs, classes, and community events throughout the year. Some of the programs are seasonal, such as Redwood Day Camp, Arts in the Afternoon, and Youth Basketball. Year round programs include Gymnastics, Drop-In Activities, the All Seasons Orchestra, and a wide variety of both youth and adult contract classes. All of our Recreation programs are coordinated by city staff.

Recreation Division programs and classes generated \$269,718 in total revenue during 2010. For a financial overview of programs and special events, see Table A. Many children and adults register for classes or programs multiple times throughout the year.

**Financial Overview of Programs and Community Events – Table A**

<i>Classes and Programs</i>	<i>Participants</i>	<i># Classes</i>	<i>Revenue</i>	<i>Expenses</i>	<i>Net Revenue</i>
<b>Creating Community</b>					
Adventure Training	315	45 programs	\$6,417	\$6,417	-
All Seasons Orchestra	62	Ongoing-weekly	\$815	\$890	<\$75>
Bike Rodeo	67	1 day	Public Works		
Bowl of Beans Benefit	400	1 day	\$4,356	\$2,504	\$1,852 to Arts in the Afternoon
Dog Training	41	42 days	\$3,075	\$2152	\$923
Halloween Carnival	500	1 day	\$1,112	\$345	\$5 / \$762 to YDF
Holiday Craft Market	1,300	2 days	\$6,834	\$1052	\$5782 to YDF
Kids Health Fair	400	1 day	\$475	\$514	<\$39>
Ropes Course/Canopy Tour	1,300	119 tours	\$5,179	\$2,079	\$3,100
Scrapbooking	32	2 days	\$400	\$280	\$120

<i>Classes and Programs</i>	<i>Participants</i>	<i># Classes</i>	<i>Revenue</i>	<i>Expenses</i>	<i>Net Revenue</i>
<b>Health and Wellness</b>					
Arcata Sports Club	45	37 days	\$2,086	\$1,846	\$240
Buddhist Meditations	40	11 days	\$800	\$480	\$320
Drop-In Activities	2,041	244 days	\$3,041	\$5,632	<\$2,591>
Gymnastics	545	37 weeks	\$27,200	\$16,093	\$11,107
Hatha Yoga	105	53 days	\$2,511	\$1,757	\$754
Homeschool Fitness	11	16 days	\$90	\$54	\$36
Junior Sports Club	43	17 weeks	\$1,552	\$212	\$1,340
Jujitsu, Adult	72	101 days	\$1,797	\$1,141	\$656
Jujitsu, Youth	60	101 days	\$1,478	\$945	\$533
Pee Wee Sports Camp	94	3 weeks	\$6,978	\$2,127	\$4,851
Pilates	18	28 days	\$770	\$462	\$308
Tennis	64	4 weeks	\$2,348	\$1,643	\$705
Ultimate Frisbee League	57	6 weeks	\$1,525	\$483	\$1,042
Youth Basketball	415	9 weeks	\$27,808	\$17,733	\$10,075
Youth Samurai Training	129	101 days	\$2,833	\$1830	\$1,003
<b>Youth Development</b>					
Arcata Break Camp	58	12 days	\$5,261	\$2,528	\$2,733
Art Camp/ Young Creators Art Camp	152	8 weeks	\$10,983	\$7,321	\$3,662
Arts in the Afternoon	1,601	143 days	\$15,927	\$14,171	\$1,756 to trust fund
Babysitter Training	8	1 day	\$320	\$224	\$96
Birthday Parties	320	28 days	\$2,232	\$1,175	\$1,056
Circuit, The	27	2 days	\$30	\$173	<\$143>
LEGO FUNdamentals	51	15 days	\$4,554	\$3,643	\$911
Marsh Explorers Camp / Young Explorers Camp	64	6 weeks	\$5,067	\$4,508	\$559
Natural Resources Science Camp	74	5 weeks	\$22,766	\$8,338	\$14,428
Play Center	4,394	146 days	\$13,101	\$11,647	\$1,454
Redwood Day Camp	794	9 weeks	\$77,997	\$53,160	\$24,837
Summer Camp Leader-In- Training	34	9 weeks	0	0	-
Teen Voice Arcata / Student Government Day	24	2 days	0	0	-
<b>Yearly Totals</b>	<b>15,757</b>	<b>-</b>	<b>\$269,718</b>	<b>\$175,559</b>	<b>\$94,159</b>

# CREATING COMMUNITY ---

## **Adventure Training**

The Recreation Division partnered with North Coast Adventure Centers (NCAC), Far North Climbing Gym, Straight Up Americorps, Youth Serve Americorps, Step Up for Youth Jobs and the Humboldt County Office of Education to offer Outdoor Adventure Vocational Training. Our shared goal was to expand the capacity of our local workforce to support tourism – particularly eco-tourism and to promote Arcata/Humboldt County as an adventure destination. In 2010 NCAC and the City of Arcata partnered to hire and manage an Americorps member to serve as Adventure Trainer. This position assisted in the promotion and preparation for all adventure trainings and, once certified as a trainer in each specific program, assisted in teaching the trainings as well. We held 45 programs or certifications in which there were 315 participants. We trained/certified 159 people. 63 of our trainees reported job placement; that's 40% employed.

## **All Seasons Orchestra**




The All Seasons Orchestra is comprised of musicians of all ages. The Orchestra, which includes string, woodwind, brass, and percussion, rehearses at the D Street Neighborhood Center year round and performs in local concerts. This year the Orchestra performed four concerts for audience attendance ranging from 75-100. The group elects a volunteer coordinator annually to keep the grassroots atmosphere originally established by the Roddens.

## **Bike Rodeo**

On Sunday, May 23<sup>rd</sup> the 4<sup>th</sup> annual Bike Rodeo was held on the Plaza. This free event was aimed at teaching children proper bike safety. Along with general bike safety tips, kids were provided with free bike inspections from the Outdoor Store, assorted skill building activities, and an interactive "rodeo" course to test their new skills. Once completing the course youth enjoyed a bike powered smoothie from the Humboldt County Public Health Department. 67 youth and 3 community volunteers participated in the event.

## **Bowl of Beans Benefit**

The 10<sup>th</sup> Annual Bowl on Beans benefit took place on Monday, January 18<sup>th</sup>. In celebration of Martin Luther King Day the event included a meal of beans and rice along with performances by various musicians. More than 400 community members attended. Teens from the Arts in the Afternoon program crafted bowls that were sold at the event. AmeriCorps and Step-up members were part of the 183 volunteers, including performers, who helped out at the event by setting up, served food, and cleaned up after the event was over. This event acts as a shared fundraiser with Arcata Elementary School and was sponsored by the City of Arcata, News Channel 3, and Arcata Elementary School. Revenue from this fundraiser for Arts in the Afternoon totaled \$1,852.



## **Halloween Carnival**

The 10<sup>th</sup> Annual Halloween Carnival, like previous years, was a very successful event for the Recreation Division. Over 500 people attended the event at the Arcata Community Center on Sunday, October 31<sup>st</sup>. HSU YES House and



Tooth AmeriCorps each hosted a booth of their own in addition to 65 volunteers who helped with set-up, clean up and ran activity booths at the carnival. The event offered a warm, safe and fun alternative to trick-or-treating. This year's carnival featured a Super Hero theme, which was enjoyed by all. This event raised \$762 for the Arcata Recreation Youth Development Scholarship Fund.

### **Holiday Craft Market**

The 11<sup>th</sup> Annual Holiday Craft Market was held on Saturday, December 11<sup>th</sup> and Sunday, December 12<sup>th</sup>. The market continues to grow in popularity and an estimation of over 1300 shoppers attended this two-day market. 42 vendors were on hand to share their crafts with the community. Shoppers enjoyed browsing for jewelry, hand crafted clothing, hand-blown glass, puzzles, pottery, and more. Additionally, teens from the Arts in the Afternoon program sold refreshments and handmade items. This year's entertainment included the Humboldt Harp Ensemble, Piano player Wally Cooper, Art Brown, Moonstone and more. The proceeds from the event, totaling \$5782, supported the Arcata Recreation Youth Development Scholarship Fund.

### **Kids Health Fair**

Saturday, March 27<sup>th</sup> the Recreation Division held its 3<sup>rd</sup> annual Kids Health Fair in partnership with the Humboldt County Department of Health and Human Services. The fair provided families with the opportunity to learn about local physical fitness offerings, and health related services available in our area. Around 400 community members attended the event.

### **Ropes Course and Canopy Tours**

In partnership with North Coast Adventure Centers, the Recreation Division continued programming for the Arcata Ropes Course. Located at Redwood Park, this course provides the community with a resource for team building, personal development, learning and expanding one's experiences as an individual or teammate. Additionally, Redwood Canopy Tours were offered for individuals interested in experiencing the power and beauty of the Redwoods through climbing, zipping, and rappelling.

In 2010, we led 69 tours serving 387 participants. Additionally, the city's summer camp programs were able to utilize the Ropes Course for 9 weeks this summer. This included 42 tours with 808 participants served. In the fall we initiated Community Days to make the Ropes Course more accessible to local community members of all ages. To date we have held 4 Family Days with 65 participants and 4 Canopy Tours serving 40 participants. In 2010 we led a total of 119 tours serving over 1,300 community members.



## **PROMOTING HEALTH AND WELLNESS\_\_\_\_\_**

### **Arcata Sports Club**

Arcata Sports Club held three seasonal sessions in 2010, on Monday–Wednesday from 3pm–5:30pm at the Arcata Community Center. The first two sessions were for grades 3<sup>rd</sup>–8<sup>th</sup> and the last session was for grades 1<sup>st</sup>–6<sup>th</sup>. The first session was eight weeks of Indoor Soccer, the second session was six weeks of Broomball, and the third session was eight weeks of Basketball. This after school program incorporates soccer,

broomball and basketball skills, contests, and scrimmages to allow youth an opportunity to be active during the afterschool hours. In addition, participants were given a healthy snack and took time to do homework as well.

### **Drop-In Activities**

This year, the Recreation Division offered over 20 hours per week of Drop-In programs. Youth and adults participate in basketball, volleyball, table tennis, badminton and a monthly drop-in time for radio controlled vehicle operators. New in 2010 Hip Hop Dance was offered at the Arcata Community Center as a Drop-In activity. The fee for these programs is \$3 for adults and \$1 for youth, per day.

### **Gymnastics**

The gymnastics program offers five sessions throughout the year. In 2010, we offered 37 weeks of gymnastics instruction in 115 classes. The Gymini Crickets program, for children 15 months - 6 years of age, is a movement program using gymnastics-related skills and games to encourage the development of social skills, flexibility, strength, and coordination. Classes are held in the Judo Hut. The Artistic Gymnastics program, held at the Arcata Community Center, serves children 7 - 18 years of age. Here students become familiar with the Olympic gymnastics skills. To celebrate and demonstrate all they have learned, gymnasts have the opportunity to participate in our annual winter and spring performances.



There were 545 service units for the year. Revenue totaled \$27,200 with net revenue of \$11,107 after deducting payroll, supply, and training expenses.

### **Junior Sports Club**

New in 2010 this sports program offers young children 4 - 6 years old an introduction to popular sports. Fundamental athletic skills and team play concepts were taught with an emphasis on skill development and having fun.

### **Pee Wee Sports Camp**

This year we offered three weeks of our very popular Pee Wee Sports Camp for ages 4 - 6. This very popular camp was held at the Arcata Community Center, 94 children were introduced to the basics of all major sports through games and fun activities.

### **Ultimate Summer League**

An Ultimate Frisbee Summer League was offered again in 2010. The League, which ran from July 15<sup>th</sup> - August 19<sup>th</sup>, was comprised of 57 participants divided into four teams. A one-day clinic was offered and each team had eight league games during the season.

## **Youth Basketball**

The Youth Basketball Program served 415 participants between 1<sup>st</sup> and 12<sup>th</sup> grade on 44 teams. In all, there were nine divisions, split by age and gender, with a 9<sup>th</sup>-12<sup>th</sup> grade boys division. Revenue was generated through registration fees of \$50 per child (\$60 non-resident) and sponsor fees. This season, 26 sponsors donated \$225 each for the privilege of having their name on team shirts and being included in advertising. Net revenue was \$10,075.

The Annual "Silent Weekend" took place again this year in an effort to continue our commitment to promote positive sportsmanship among spectators. Fans were encouraged to show their support by clapping while refraining from all verbal cheering.

Each team practiced weekly at the Arcata Community Center and played games every Saturday throughout the nine-week season. In addition to the Arcata Community Center; Pacific Union School, and Sunny Brae Middle School were used for the games. The Recreation Supervisor serves as the program coordinator and supervised 36 paid staff and 52 volunteer coaches.

## **FOSTERING YOUTH DEVELOPMENT**

---


### **Arcata Break Camps**

New this year the Division offered camps during school breaks. An art centered camp, for kindergarten through fifth graders, was held during Thanksgiving and Winter Breaks at the Teen Room in the Arcata Community Center. The camp was offered as half-day (9am – 1pm), (1pm – 5pm) or full-day (9am – 5pm), with extended care starting at 8am and ending at 5:30pm. These successful camps had a total of 58 youth, participating in daily directed art lessons, dance instruction and theater play.

### **Art Camp/Young Creators Art Camp**

Art Camp provided fun art experiences again this year in Redwood Lounge. This camp is a fun and supportive environment for youth to explore their creativity. Five weeks of camp were offered with 72 children attending throughout the summer. Two Co-Directors and one Leader-In-Training worked to create a fun atmosphere where kids worked on a variety of art projects that included watercolor, paper making, and marble paintings.

This summer we offered three weeks of Young Creators Art Camp. Young Creators is an art camp specific for ages 4 - 6 years. 80 participants learned basic drawing techniques and created many crafts.



### **Arts in the Afternoon**

Arts in the Afternoon is designed to provide a positive alternative for youth in 6<sup>th</sup> - 12<sup>th</sup> grades during the afterschool hours. Arts in the Afternoon offers a free art studio where participants can be safe and creative and is supported, in part, through the efforts of the youth. This past year the students raised funds selling handmade ceramic bowls, Bowl of Beans raffle tickets and handmade items during the Holiday Craft Market. Fundraisers that were held throughout the year raised a total of \$2,010 for the program. Arts in the Afternoon also participated in decorating a room for the Super Hero Halloween Carnival. Snack sales at Arts in the Afternoon raised \$142 for the

year. Other donations included: Sunrise Rotary's \$2,000 computer grant and Blue Lake School's \$100 donation for kiln use. \$1,556 was received from the Humboldt State Work-Study Program. Five individuals volunteered their time and talents to this program in 2010.

### **Birthday Parties**

New in 2010, Arts and Gaming birthday party themes were added to the birthday party offerings, joining Sports and Gymnastic themed parties. Two staff members supervise games, crafts and activities during a two-hour party. The Recreation Division provides the facilities, supervision and fun, while the parent supplies the guests and refreshments.

### **The Circuit**

Sixth, seventh and eighth graders enjoyed "The Circuit," a partnership with Arcata downtown businesses to provide a safe and fun spot for youth to spend a Friday evening. On Friday, February 19<sup>th</sup> from 7-9pm, youth came out to Redwood Raks to learn Hip Hop and Break Dancing moves. Admission was \$5 at the door with a school ID.

On Friday, April 30<sup>th</sup> from 6:30-9pm, youth gathered at Bon Boniere to learn tips and tricks on how to decorate a cake and then entered into a mini-cake decorating contest. There were 7 winners of a \$5 Bon Boniere gift certificate and 1 grand prize winner of a \$10 Bon Boniere gift certificate. Admission was \$2 at the door with a school ID. This event had 21 participants in attendance.

### **Marsh Camp/Young Explorers Camp**

In 2010 the Arcata Recreation Division was pleased, for the first time, to offer camps at the Arcata Marsh Interpretive Center. Themes focused on the marsh habitat. Three weeks of Young Explorers Camp was offered for 4 – 6 year olds as well as three weeks of Marsh Explorers Camp for youth 7 – 9 years. 64 youth investigated the natural world through experiments, individual projects and engaging science learning. Friends of the Arcata Marsh donated \$260 in supplies to get this new camp ready for young explorers.

### **Natural Resources Science Camp**

In its third summer, five weeks of Natural Resources Science Camp were offered for youth ages 9 - 12 years of age. Each week had activities and field trips that focused on a theme of Forestry, Aquatics and Fisheries, Wildlife, Alternative Energy and Air and Space. The camp takes place at HSU and is highly collaborative with local organizations and agencies that contributed their time and energy to make the camp a success. These organizations and agencies include Friends of the Dunes, Friends of the Arcata Marsh, Green Diamond Resource Company, the Redwood Sciences Lab, the Potawot Indian Health Village, Mad River Fish Hatchery and many more. In partnership with the City of Eureka and Six Rivers National Forest the Natural Resources Science Camp was honored to receive the National "More Kids in the Woods" Grant totaling \$13,910.



### **Play Center**

In partnership with First 5 Humboldt, the Arcata Play Center offered a safe and comfortable environment for families to meet and share parenting and play experiences with their infants and children up to five years of age. Play Center meets at the D Street Neighborhood Center on Mondays,



Tuesdays, and Wednesdays from 10am – 12pm. A \$3 daily drop-in donation per child is requested, but not required, to attend Play Center. Throughout the year, families were provided with workshops addressing nutrition, oral hygiene, and postnatal exercise classes.

### **Redwood Day Camp**

The Recreation Division finished another year of Redwood Day Camp on a very successful note. Full-day and half-day spots were available. The fee for full-day camp was \$120/week (\$130 non-resident), and \$85/week (\$95 non-resident) for half-days. A total of 794 youth participated in a number of daily activities including arts & crafts, games and fieldtrips. New this year the City of Arcata partnered with North Coast Adventure Centers to offer high and low element Ropes Course activities one day a week for the nine weeks of Redwood Day Camp. An Arcata Foundation grant was received which allowed some of the Redwood Day Camp Staff to be



trained and safely facilitate Ropes Course activities. Children had an opportunity to go swimming at the Arcata Pool and also go on fieldtrips to places like Los Bagels, HSU Marine Lab in Trinidad, the Recycling Center in Samoa, Redwood Yogurt, KHSU radio station and Fort Humboldt.

Redwood Day Camp also serves as a distribution site for the USDA and Department of Education's Summer Food Service Program. A total of 618 lunches were served, free of charge, to local youth. Not only does Redwood Day Camp provide affordable summer care for working parents, the program also employed nine full-time seasonal staff.

### **Summer Camp Leaders-In-Training**

All summer camps utilized the help of volunteer Leaders-In-Training. A total of 34 volunteers, ages 13 – 17 years of age, gained first time work experience through the Leader-In-Training program.

### **Teen Voice Arcata / Student Government Day**

Student Government Day returned to the City of Arcata in 2010. In partnership with Arcata High School the Recreation Division hosted a "mock" Council Meeting led by Arcata High students and held in the Council Chambers on Friday, October 8. 22 students joined Council Members and city staff to explore the cities stance on a Plastic Bag Ordinance. The Mayor gave a welcome and overview regarding the role of the City Council and how public policy impacts our community, Council Members and city staff sat with their student counterparts to offer guidance and support and the meeting was filmed so that the class could watch themselves in action.

### **Contract Classes**

A number of classes are offered through the Recreation Division on a contract basis. Contractors plan, organize, and supervise the classes, in which they receive 60-70% of the revenue and are responsible for any expenses associated with the class. The revenue retained by the Division is used to offset the cost of advertising, facility use, registration, and administration. See Table A for more details.





Contract Classes continue to make up a significant portion of our class offerings with 631 participants for the year. Total revenue for the year was \$20,976. Net revenue, after paying instructors 60-70% of class fees, was \$6,360. Lego, Jujitsu classes, Hatha Yoga, and Tennis Lessons received high attendance for the year.

### **Participant Demographics**

A total of 3,857 adults and children participated in a class or program offered through the Recreation Division in 2010. This does not include adults who participate in Drop-In Activities, local team sports, and spectators. Many people register for more than one class or multiple sessions of the same class. For this reason, the number of service units is much higher than the number of individuals who participated. Participants were predominately female residents this year. Table B has a complete breakdown of participants.

**Participant Demographics – Table B**

	<b><i>Female</i></b>	<b><i>Male</i></b>	<b><i>Total</i></b>	<b><i>Resident</i></b>	<b><i>Non-Resident</i></b>
<b>Adult</b>			725		
<b>Youth</b>			3,132		
<b>Total</b>	2,224	1,633	3,857	2,145	1,712
<b>Percentage</b>	57.66%	42.34%	-	55.61%	44.39%

### **Youth Development Scholarship Fund**

The Youth Development Scholarship Fund provides fee reductions to youth from low-income families. The fund relies solely upon grants, donations, and fundraisers to provide this invaluable service to the community. We are committed to providing 50% fee reductions to all youth of qualifying families for programs attended throughout the year.

During 2010, 405 scholarships were awarded for classes, programs, and camps providing a total of \$14,221 in assistance. These children attended gymnastics classes, Redwood Day Camp, Art Camp, Youth Basketball, and Science Camps. Donations of \$3,875 were received from Humboldt Sponsors, Humboldt Area Foundation, and individual donations. The Recreation Division hosted two fundraisers; The Halloween Carnival and the Holiday Craft Market, which together generated \$6,544 for the Youth Development Scholarship Fund.

### **Personnel**

The Recreation Division employed 102 people in 2010. This included three full-time positions, two three-quarter time positions, 97 part-time staff, one CalWorks placement, two Recreation Interns, two Ameri-Corps members and ten contract class instructors. We also had over 345 volunteers in programs such as, Youth Basketball, Redwood Day Camp, the Halloween Carnival and the Bowl of Beans Benefit.

## **Parks Division**

The Parks and Facility Divisions are responsible for the planning, design, development, landscaping and maintenance of Arcata City parks and facilities. The Divisions maintain 29 open spaces totaling 106 acres of community parkland and open space. This system includes neighborhood and community parks, 16 playgrounds, ten athletic fields, special use and linear parks (tennis, bocce, skateboarding, greenways), non-motorized trail systems, family picnic areas, community gardens and farm, the downtown Plaza and undeveloped open space. Appendix 2 lists each City Park and its amenities. Additionally, the Divisions clean and/or maintain the landscaping of City buildings, parking lots, pedestrian corridors, roadway and sound-wall landscaping and vegetation management. Vandalism clean up and



repair also falls to the Parks and Facility Divisions. The cost of vandalism repair totaled \$14,055 in 2010 (See Appendix 3 for a complete listing). This cost for vandalism was down approximately forty-five percent from 2009.

The Parks and Recreation Divisions share the responsibility of renting City facilities and supporting community/special events, activities and tournaments. The Parks and Facility Divisions maintain, prepare and support the buildings, parks and sports fields and the Recreation Division schedules events.

## **Parks, Plaza and Fields**

In addition to the on-going and regular maintenance of our parks, Downtown Plaza, sports fields, landscape areas, buildings and equipment, the Parks and Facility Divisions successfully participated in the completion of several capital projects. These included:

### **PARKS**

- Parks Master Plan
- Larson Park Renovation (Tennis and Bocce Courts, Playground, Landscaping)
- Bayside Park Garden/Farm Improvements
- Capital Improvement Plan

### **Field Rentals and Use**

This year, we were able to accommodate 2785 hours of the requested 3414 hours of field time. See Table E for a breakdown of field reservation requests. Often groups call in to check availability prior to submitting a written request and are informed that it is already scheduled. This unmet need is not reflected in the table below. For complete information regarding field reservations and use refer to Appendix 4.



***Total Field Reservations Hours by Field – Table E***

	Ball Park	SCN Softball	SCS Softball	SCE Soccer	SCW Soccer	SC 3 <sup>rd</sup> Soccer	PU	Total
Requested	767	624	532	383	374	191	543	3414
Received	705	481	411	281	289	181	437	2785
Rain Outs	62	143	121	102	85	10	106	629

The Parks Division maintains ten sports fields that are used by a variety of groups for practice, tournaments, and league play in softball, baseball, and soccer. The City operates four baseball/softball fields: The Arcata Ball Park, Sports Complex North and South and Pacific Union Park. Multi-use fields include the Pacific Union Field (two “under 12”/one full size soccer) and the Sports Complex (two full-size fields/one “under 12”).

Many organizations use the fields maintained by the City. Major user groups include: the Humboldt Crabs, Arcata High School (AHS), Humboldt State University (HSU), Mad River Softball Association (MRSA), Arcata Little League (ALL), Senior Softball, Arcata Volunteer Fire Dept., Humboldt Soccer League (HSL), North Coast Children’s Services, Jacoby Creek School, Pacific Union School and Mad River Youth Soccer League (MRYSL).

Revenue for field use totaled \$62,587. The most heavily used season was Summer, followed by Fall, and then Winter/Spring. Refer to Table G for more details.

***Field Use Revenue by Season – Table G***

Winter/Spring	Summer	Fall	Total
\$12,019	\$37,662	\$12,906	\$62,587

### ***Buildings***

There are seven buildings available for rent through the City: The Arcata Community Center, Redwood Lodge, Redwood Lounge, Arcata Marsh Interpretive Center, D St. Neighborhood Center, the Library Conference Room and the Judo Hut. The Parks and Facility Divisions, in addition to handling all maintenance of these buildings, are responsible for maintenance of City Hall, Library, Transit Building and Redevelopment Annex.

Building projects for 2010 included:

- Exterior Painting/Roofing of Larson Gazebo,
- Roofing of Police Department



### ***Building Rentals and Use***

During 2010, city buildings were used for a total of 12,979 hours. Over 31,026 people attended private events held at the Arcata Community Center, Redwood Lodge, Library Conference Room, Redwood Lounge, the D St. Neighborhood Center, the Judo Hut and the Arcata Marsh Interpretive Center. Revenue generated from these building rentals totaled \$61,491. Building rentals accounted for 1,427 hours of use. City programs and events used the facilities 819 hours. The Arcata Marsh Interpretive Center was open for 2,263 hours. Table C shows the number of hours each facility was used and the revenue generated from building rentals. For a complete breakdown of facility use by building, see Appendices 5-9.

## **Arcata Community Center**

The Arcata Community Center was the site for many programs, activities, and community rentals this year. Throughout the year the facility was scheduled for 6,554 hours of use. Of that, 715 hours were for community event rentals such as wedding receptions, graduation parties, and fund-raisers for local non-profit agencies. Net rental revenues totaled \$45,841 for the year. The Recreation Division held 2,845 hours of classes or programs while other departments used the building 217 hours for meetings. The Senior Resource Center scheduled 2,794 hours of activities. This includes the lunch program, exercise classes, Tai Chi, site counseling, health screenings, movies, and card games. See Table D, for a breakdown of the hours used by facility users.

**Annual Facility Use, Reservations and Revenues – Table C**

Facility	Total Hours	City Use Hours	Rental Hours	# of Rentals	Revenue	Rental Attendance
Arcata Community Center	6,554	217	715	53	\$45,841	23,835
Redwood Lodge/ Picnic/ Stage Area	800	97	133	27	\$2,404	1,334
Redwood Lounge	632	37	96	30	\$1,835	301
Judo Hut	1,159	-	-	-	-	-
Library Conference Room	641	332	309	103	\$2,795	2,146
D St. Neighborhood Center	930	105	171	27	\$8,506	3,370
Marsh Interpretive Center	2,263	31	3	1	\$110	40
Total	12,979	819	1,427	241	\$61,491	31,026

**Arcata Community Center Use – Table D**

Program	Recreation Programs	Contract Classes	Drop-In Sports	Misc. Mtgs.	Senior Program	Rental Hours	Total Hours
Hours	2,102	9	734	217	2,794	715	6,554

## **Personnel**

The Parks and Facility Divisions had ten full-time and 3.15 part-time (FTE employees). In addition, over 100 people volunteered with the Adopt-A-Park Program, California Conservation Corps Youth Workability Program, HSU and several volunteer groups used for ongoing maintenance and community beautification projects.





### **Special Events**

Special Events are community-coordinated events that take place at City facilities. Special Event Permits are required for any event that uses a city park or requires road closures or extra city services. Since 2006, the Recreation Division Office has been handling the permitting process for the City of Arcata. Many events raise funds for local causes, non-profit agencies, or unique community needs. In addition to raising funds, special events, like Godwit Days and Kinetic Sculpture Race, give Arcata its unique flavor and attract many visitors annually.

While the Recreation Division is responsible for processing the permits, reviewing scheduled use of buildings, and coordinating park use, many other departments provide support for these events. The Parks Division is responsible for facility and park preparation, coordination of sound, electrical and water use, and facility/park clean up. The Public Works and Environmental Services Departments provide fencing and barricades for street closures. The Police Department may step up patrols in neighborhoods or in some cases actually assign officers to events.

In 2010 approximately 90,485 people attended 33 Special Events based on estimates provided by event coordinators during the application process. The actual attendance of special events may be higher because often times the coordinator will underestimate attendance numbers. Special Event Fees totaled \$10,525. See appendix 10 for a complete list of all Special Events.



### **Film Permit**

Since 2006, the Recreation Division Office has been handling the citywide film permitting process for the City of Arcata. There were three requests for permits in 2010. This included an eight day shoot for a major motion picture. These permits generated \$2,560 in revenue. See appendix 11.

### **Plaza Vending**

Three Plaza Vending spaces were available for daily rental. Plaza Vending revenue for 2010 was \$945. Feedback for the Plaza Vending program has been positive from both vendors and citizens. This program helps local start-up businesses by providing affordable rental spaces directly on the Plaza. Sublime Swine, for example, became successful enough to move to a permanent storefront on the Plaza and opened as Luke's Joint.



### **Bayside Park Community Garden**

We celebrated the opening of the Bayside Park Community Garden in August 2010. Individuals and families can rent 4 foot by 25 foot garden plots for the purpose of growing organic fruit, vegetables and flowers for non-commercial use. Each plot is rented for \$75 per year for Arcata Residents and \$85 for non-residents. Currently the garden has 24 plots available for rental. The final plan, approved by the City's Parks and Recreation Committee, includes 58 plots. We are in the very beginning phases of making the vision of Bayside Park Community Garden a reality. The community garden plot

holders will play a vital role in shaping the garden.



## **Grants and Donations**

Combined, the Recreation & Parks Divisions received \$57,512 in donations and grants during 2010.

### **The Recreation Division received \$48,512.**

- ❖ Youth Development Scholarship Fund Donations Totaled: \$10,320
  - ◆ Humboldt Sponsors donated \$2,000
  - ◆ Humboldt Area Foundation \$1,750
  - ◆ Individual Donations \$26
  - ◆ Halloween Carnival \$762 and Holiday Craft Market Raised \$5782
- ❖ First 5 Humboldt County granted \$10,750 to the Play Center Program.
- ❖ United States Department of Agriculture Forest Service granted \$13,910 to Natural Resources Science Camp.
- ❖ Scholarships for Natural Resources Science Camp, totaling \$720, were received from Friends of the Arcata Marsh and Sierra Club, North Group, Redwood Chapter.
- ❖ Friends of the Arcata Marsh donated \$260 toward Marsh Camp supplies.
- ❖ The Arcata Foundation granted \$750 to Ropes Course Facilitator Training for Summer Recreation Staff.
- ❖ Youth Basketball sponsors totaled \$5,850.
- ❖ The North Coast Co-Op granted \$2,000 to the construction of a tool storage shed at Bayside Park Community Garden.
- ❖ Arts in the Afternoon Program Donations Totaled: \$3,952
  - ◆ Martin Luther King Fundraiser – Bowl of Beans, \$1,852
  - ◆ Sunrise Rotary computer grant donation - \$2,000
  - ◆ Blue Lake School Donation (kiln use) - \$100



### **The Parks Division received grants and donations for many projects totaling \$9,000**

- ❖ Humboldt Crabs Fund Raiser \$6,000
- ❖ Bayside Park Farm \$3,000

## **Collaborations and Community Partners**

The success of many recreation and park activities would not be possible without assistance from community partners who are willing to take the risk of both succeeding and/or failing with us. During 2010, the Parks and Recreation Divisions partnered with the following organizations:

### ***Adopt-A-Park Program***

Through the Adopt-A-Park program, community members and service groups can volunteer their time and resources to perform weekly clean-up, exotic species removal, tree planting, painting, building maintenance, and landscape beautification. All City parks are included in this program.

### ***Arcata Elementary School District***

Arcata Elementary School District continued to be a strong supporter of Recreation Programs. The District allow us to utilize their gymnasium for Drop-In Sports and Youth Basketball when necessary. Sunny Brae Middle School held their eighth grade graduation ceremonies at the Arcata Community Center. In addition, Arcata Elementary partners with the Recreation Division to host the annual Bowl of Beans Fundraiser. Staff and parent volunteers from the school organize and preparing a meal of rice and beans for more than 400 community members, assist with set up, and sell event tickets at the event.

### ***Arcata Chamber of Commerce***

The Arcata Chamber of Commerce hosted the 4<sup>th</sup> of July Jubilee event on the Plaza.

### ***Arcata Mainstreet***

We partnered with Arcata Mainstreet again this year to increase use on the Plaza on Sundays through a summer concert series. The four-week series was held from 2-6pm each Sunday between August 9<sup>th</sup> and September 6<sup>th</sup>. Art vendors were also invited to set up booths each Sunday. Another collaboration to increase Plaza use was the Picnics on the Plaza program, which encouraged community members of all ages to come eat their lunches on the Plaza on Fridays. We continue to coordinate both Halloween and Winter Holiday events with Arcata Mainstreet.

### ***Art Around Arcata***

Art Around Arcata, Arcata's public art program, strives to provide the opportunity for the public to experience high quality art of enduring value that reflects the diversity of the region. The program continued in 2010 by adding a new piece to its Public Art Collection. "Pahana" was installed near the City of Arcata Redevelopment Agency. In contrast to the benefits that come from this program, the cost to the city is very low. Artists and donors are responsible for the creation, installation, and maintenance of any piece donated to the program.

### ***California Conservation Corp***

The California Conservation Corp assisted Park staff with plantings and exotic species removal.

### ***Community Supported Activities***

The Arcata Community Center plays host to three different Community Supported Activities; Chess, Bridge and a Community Song Circle. These groups meet on a weekly basis and allow players and singers of all ages and skill levels to participate. Very dedicated volunteers staff the activities, therefore we are able to offer these programs free of charge.

### ***Friends of the Arcata Marsh***

Friends of the Arcata Marsh generously donated \$240 in scholarships for the Natural Resources Science Camp and \$260 to purchase program supplies for the Marsh Camps. Additionally, the group assisted in facilitating learning activities and program tours for both camps in 2010.

### ***Food For People***

The Recreation Division was fortunate to partner with Food for People to supply daily snack items for the Arts in the Afternoon program and lunches were available again during summer at Redwood Park. This service up at Redwood Park was available to any child in Arcata and 618 lunches were served. Due to its central location and available walk-in refrigerator space, the Arcata Community Center was also utilized as a drop-off/pick-up point for the communities of Blue Lake and Orick as well as Arcata.

### ***Humboldt County Office of Education***

A group from the Humboldt County Office of Education assists with the maintenance of the City Hall parking lot, planters and roundabouts.

### ***Humboldt Crabs***

The Humboldt Crabs continue their partnership with the City of Arcata assisting with the support of capital improvement projects. A new entry and walkway was constructed behind the maintenance shop. We are currently working to replace all the netting in the outfield. The annual attendance level continues at approximately 40,000.

### ***Humboldt State University***

The HSU Sierra Club/ Natural Resources Club continued their involvement at Sunny Brae Park performing trail renovation, tree planting, and exotic species removal. Our partnership with the Recreation Administration Department provides internships and special projects. The Natural Resources Science Camp also utilized HSU extensively. The Natural Resources building acted as the home base for the camp and many other facilities were utilized for enrichment and education opportunities. Various student clubs and organizations have contributed to the success of our community events by volunteering their time.

### ***Jacoby Creek School***

Jacoby Creek School provides gymnasium space for recreation basketball and other programs throughout the year. They are very helpful and flexible in the scheduling of the facility as we each work towards maximizing gym use during peak seasons. The physical education program and soccer team at Jacoby Creek School uses fields at the Arcata Sports Complex throughout the year.

### ***Los Bagels***

Los Bagels donated bagels to our afterschool program, Arts in the Afternoon, throughout the school year.

### ***Native Plant Society***

Volunteers continue to maintain the landscaping along the 7<sup>th</sup> Street walkway leading to the Arcata Community Center.

### ***North Coast Adventure Centers***

NCAC partners with the Recreation Division to provide various activities including the Arcata Ropes Course, Redwood Forest Canopy Tours, Mountain Biking Tours, and Adventure Vocational Trainings.

***Pacific Union School District***

Since completing the renovation of Pacific Union Park, our relationship with the PUSD has remained positive. The Recreation Division is fortunate to receive time in the Pacific Union school gym for our basketball program and in turn Pacific Union used the Arcata Community Center for their awards night as well as graduation.

***Plaza Garden Club***

Through the Adopt-A-Park program, The Plaza Garden Club is responsible for the planting and maintenance of all the Plaza flowerbeds.

***Senior Employment Program***

The Parks Division provides a work site for Senior Employment Program clients.

***Senior Resource Center***

The Senior Resource Center utilizes the Arcata Community Center to serve daily lunches and provides social activities to seniors. Additionally, various rooms in the Arcata Community Center are utilized for weekly senior exercise and health screenings.

***Six Rivers National Forest Service***

In partnership with the City of Eureka and Six Rivers National Forest the Natural Resources Science Camp was honored to be awarded the National "More Kids in the Woods" Grant totaling \$13,910. Additionally, Six Rivers National Forest donated over \$1,000 in supplies in 2010.

***Step-Up for Youth Jobs***

The Arcata Recreation Division partnered with Step-Up for Youth Jobs to provide valuable on-the-job training and experience for local young people.

### **Parks & Recreation Committee: Accomplishments and Recommendations**

Year 2010 Committee Members: Steve Martin, Chair; Debbie Coles, Vice-Chair; Bill Brittain; Mel Lundberg; Sheldon Heath; Harvey Kelsey and Nancy Starck.

#### **Parks and Recreation Committee Recommendations to the City Council:**

- ◆ Recommended that the hours for Vending on the Plaza be extended from dusk to 1:30 a.m. with seating for customers being removed by 1:15 a.m.
- ◆ Approved the City Feature Naming Policy.
- ◆ Recommended that any trail constructed with the Campbell Creek Apartments Project not enter/exit onto the Arcata Sports Complex.
- ◆ Recommended the dedication of an easement from the Campbell Creek Apartments Project starting at Samoa Blvd running parallel to the Arcata Sports Complex ending at Community Park Way to allow for the option of a future trail.
- ◆ Recommended that the city require additional parking from the Campbell Creek Apartments Project due to the loss of current parking spaces along Community Park Way as well as the parking that currently takes place on this parcel from the adjacent Park Way Apartments that were recently converted to 200 studio apartments by the same property owner and to offset the parking impact to the Arcata Community Center.
- ◆ Recommended that the city require the Campbell Creek Apartments Project's fence not be constructed of solid wood that would attract graffiti and require the planting of evergreen trees, as well as, native trees compatible with the natural wildlife of the region.
- ◆ Approved the installation of a piece of artwork entitled "Pahana" near the City of Arcata Redevelopment Agency.
- ◆ Approved the cities continued support of the partnership between the Parks and Recreation Divisions and North Coast Adventure Centers in providing programming for the Arcata Ropes Course.

#### **Parks and Recreation Committee Accomplishments:**

- ◆ Approved the installation of Downtown sculpture.
- ◆ Held Ribbon Cutting for the Bayside Park Community Garden on August 19.
- ◆ Held Larson Park bocce courts, tennis courts and playground Ribbon Cutting on December 9.
- ◆ Completed the Parks and Recreation Master Plan.

#### **The Committee and the Parks and Recreation Divisions have a comprehensive work plan for the upcoming year. Our projects include:**

- ◆ Complete a draft of the Parks and Recreation Element of the General Plan for Council and the Planning Commission to review.
- ◆ Master Planning for Redwood Park.
- ◆ Community planning and construction for Rotary Park.
- ◆ Develop a long range management plan for Bayside Park Farm.



- ◆ Continue to establish a stronger relationship with the Forest Advisory, the Open Space and Wetland and Creeks Advisory Committees.
- ◆ Assist with the installation of three new sculptures in downtown as a part of the "Art Around Arcata" Public Art Program.
- ◆ Develop and implement plans to access the Mad River from Carlson Park.
- ◆ Increase programming at Larson Park and the Skate Park.
- ◆ Review opportunities to maintain and develop undeveloped parklands and trails.
- ◆ Continue to implement park and playground safety audit/inspection recommendations and improvements.
- ◆ Continue to increase user hours at all of our facilities.

The Committee wants to thank the council for their support this past year. We are excited about the community's upcoming projects and improving our communication with other City Committee's and the Council.



## **Appendices**

Appendix 1	Drop-In Sports 2010
Appendix 2	Arcata Park Amenities and Regulations
Appendix 3	Arcata Parks Division – Vandalism Report Year End 2010
Appendix 4	Field Hours 2010 <ul style="list-style-type: none"><li>Arcata Ball Park Field Use</li><li>Sports Complex – North Field Use</li><li>Sports Complex – South Field Use</li><li>Sports Complex – East Field Use</li><li>Sports Complex – West Field Use</li><li>Sports Complex – 3<sup>rd</sup> Field Use</li><li>Pacific Union Field Use</li><li>Rainouts – All Fields</li><li>Reservation Hours by Field</li></ul>
Appendix 5	Arcata Community Center Rentals 2010
Appendix 6	D St. Neighborhood Center Rentals 2010
Appendix 7	Redwood Lounge, Redwood Lodge, Picnic and Stage Rentals 2010
Appendix 8	Library Conference Room Rentals 2010
Appendix 9	Overall Facility Use 2010
Appendix 10	Special Events 2010
Appendix 11	Film Permits 2010



Appendix 1 - Drop-In Sports 2010

	Jan.	Feb.	March	April	May	June	July	August	Sept.	Oct.	Nov.	Dec.	Total
<u>Income/ Participants</u>													
Hip Hop Dance		105.00	106.00	58.00	19.00	15.00	1.00	3.00	19.00	4.00	10.00	0.00	340.00
		8	49	32	20	22	5	6	63	20	27	7	259
Men's Open	54.00	28.00	24.00	19.00	30.00	22.00	11.00						188.00
	20	7	79	11	23	3	10						153
Volleyball	67.00	123.00	133.00	78.00	135.00	129.00	76.00	21.00	146.00	122.00	154.00		1,184.00
	46	59	63	39	56	50	28	8	63	56	67		535
Table Tennis	108.00	59.00	142.00	43.00	91.00	70.00	40.00	66.00	80.00	20.00	129.00		848.00
	60	55	64	47	63	59	32	58	37	25	126		626
Badminton	163.00	65.00	24.00	5.00	11.00	21.00	0.00		10.00	3.00			302.00
	148	72	88	45	42	38	6		18	7	5		469
RC Club	26.00	12.00	28.00	19.00	29.00	19.00	12.00		20.00	13.00	24.00		202.00
	10	4	10	7	12	9	4		9	5	8		78
Total Income	418.00	392.00	457.00	222.00	315.00	276.00	140.00	90.00	256.00	158.00	317.00	0.00	3,041.00
Total Participants	284	205	353	181	216	181	85	72	127	97	233	7	2041

## Arcata Parks

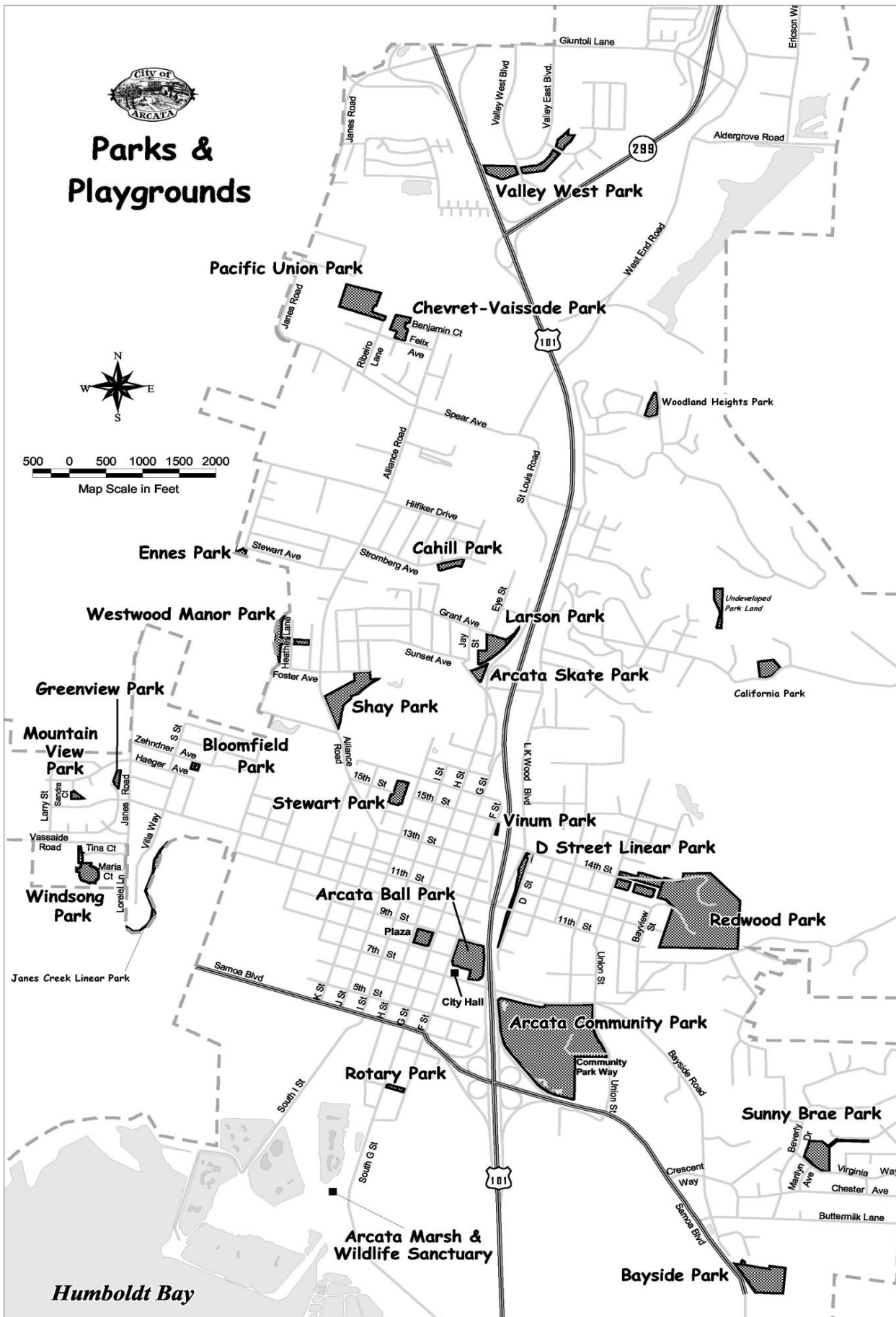
	Size in Acres	Playground	Picnic Table	Barbecue	Bench	Doggie Pot	Bike Rack	Off St. Parking	Restroom	Basketball Hoop	Baseball	Soccer Field	Tennis Court	Bleachers	Open Area	Gazebo	Hiking Trails	Undeveloped	Comm. Garden	Active Adoption	Rental Facilities
Arcata Ball Park 888 F Street	4.95																				
Arcata Community Park 321 Community Park Way.	33																				
Arcata Plaza 801 G Street	1.4																				
Arcata Skate Park Sunset Blvd.	900 0.65																				
Bayside Park Samoa Blvd.	3																				
Bloomfield 1835 - 1845 Zehnder Ave.	0.2																				
Cahill Park Stromberg Ave.	1300 0.3																				
California Park California Street	1																				
Chevret-Vaissade Park 1760 Felix Ave.	1.5																				
D Street Linear Park 1301 D St(9th-14th)	1																				
Ennes Park 1851 Stewart Ave.	0.2																				
Ennes Park Expansion Wyatt Lane	4																				
Greenview 1116 Lewis Ct.	0.3																				
Janes Creek Linear Park Villa Way	1.04																				
Larson Park 901 Grant Ave.	2.3																				
Mountain View Park 2117 Sandra Ct.	3																				
Pacific Union Park Spear Ave	4																				
Redwood Park 490 East Park Rd.	25.8																				
Rotary Park 101 F Street	0.2																				
Shay Park 1385 Foster Ave.	5																				
Stewart Park 1090 15th Street	1.25																				
Sunny Brae Park Virginia Wy. and Marylin St.	2.7																				
Valley West Park 1340 Hallen Dr.	3.4																				
Vinum Park 1450 F Street	0.1																				
Westwood Manor Park 2175 Wisteria Way	0.7																				
Windsong Park Maria Court	1.75																				
Woodland Heights Diamond Drive	0.6																				



# Parks & Playgrounds



500 0 500 1000 1500 2000  
Map Scale in Feet





### Appendix 3 - ARCATA PARKS DIVISION - VANDALISM REPORT YEAR END 2010

LOCATION	ACTIVITY	ESTIMATED COST
BALL PARK	GRAFFITI (5 Incidents)	\$ 295.00
	HUMAN EXCREMENT	\$ 80.00
CAHILL PARK	TURF DAMAGED BY VEHICLE	\$ 100.00
	GRAFFITI (6 Incidents)	\$ 300.00
	IRRIGATION SYSTEM DAMAGED	\$ 100.00
	EXCESSIVE LITTER & BROKEN GLASS	\$ 25.00
CHEVRET VAISSADE PARK	GRAFFITI	\$ 100.00
CITY HALL	HUMAN EXCREMENT	\$ 85.00
	GRAFFITI (8 Incidents)	\$ 685.00
	RESTROOM FIXTURE DAMAGED (2 Incidents)	\$ 170.00
COMMUNITY CENTER	GRAFFITI (8 Incidents)	\$ 605.00
	HOME FURNITURE DUMPED	\$ 50.00
	GENERATOR POWER CORD DAMAGED	\$ 125.00
	SKYLIGHT DAMAGED	\$ 500.00
	GYMNASIUM WALL DAMAGED	\$ 300.00
	HUMAN EXCREMENT (3 Incidents)	\$ 255.00
	RESTROOM FIXTURE DAMAGED	\$ 60.00
COMMUNITY PARK/ SPORTS COMPLEX	TREES DAMAGED	\$ 200.00
	SOCCER GOAL NETS DAMAGED	\$ 75.00
	TRANSIENT CAMP CLEANUP	\$ 110.00
	GRAFFITI (3 Incidents)	\$ 200.00
"D" STREET NEIGHBORHOOD CENTER	GRAFFITI (2 Incidents)	\$ 135.00
"D" STREET PLANTERS	GRAFFITI	\$ 140.00
"D" STREET LINEAR PARK	GRAFFITI (3 Incidents)	\$ 175.00
GREENVIEW PARK	GRAFFITI	\$ 50.00
JANES CREEK MEADOWS	GRAFFITI (3 Incidents)	\$ 175.00
LARSON PARK	GRAFFITI	\$ 75.00
	FENCE DAMAGED	\$ 65.00
LIBRARY	GRAFFITI (2 Incidents)	\$ 125.00
NORTH TOWN PEDESTRIAN BRIDGE	BROKEN GLASS	\$ 40.00
PLAZA	GRAFFITI (12 Incidents)	\$ 825.00
	3 TRASH RECEPTACLE TOPS	\$ 350.00
REDEVELOPMENT ANNEX	GRAFFITI	\$ 80.00
REDWOOD PARK/LODGE	3 HOSE BIBS DESTROYED	\$ 225.00
	GRAFFITI (9 Incidents)	\$ 685.00
	FLAG POLE DAMAGED	\$ 175.00
	BENCH DAMAGED	\$ 25.00
	RESTROOM DOOR DAMAGED	\$ 250.00
	TRANSIENT CAMP CLEANUP	\$ 50.00
	PATIO DECKING DAMAGED	\$ 50.00
	4/20 CLEANUP	\$ 400.00
	TURF DAMAGED BY VEHICLE (2 Incidents)	\$ 250.00

<b>LOCATION</b>	<b>ACTIVITY</b>	<b>ESTIMATED COST</b>
SAMOA BOULEVARD	TREES (2) DESTROYED	\$ 320.00
SCOUT HUT	EXTERIOR LIGHT DESTROYED	\$ 150.00
SKATE PARK	GRAFFITI (27 Incidents)	\$ 1,410.00
SPEAR AVENUE LANDSCAPE WALL	GRAFFITI (1 Incidents)	\$ 60.00
STEWART PARK	REMOVE DUMPED SOIL	\$ 115.00
	PARK SIGN DESTROYED	\$ 150.00
	GRAFFITI (5 Incidents)	\$ 225.00
STREET TREES	TREE DESTROYED	\$ 350.00
TRANSIT CENTER	GRAFFITI (7 Incidents)	\$ 360.00
	REPLACE DAMAGED CIGARETTE	\$ 150.00
	HUMAN EXCREMENT	\$ 80.00
VALLEY WEST PARK	HOME GARBAGE	\$ 50.00
	GRAFFITI	\$ 50.00
VINUM PARK	GRAFFITI (5 Incidents)	\$ 225.00
WESTWOOD MANOR PARK	HOME GARBAGE/FURNITURE (2 Incidents)	\$ 150.00
WINDSONG PARK	TURF DAMAGED BY VEHICLE (3 Incidents)	\$ 350.00
	GRAFFITI (2 Incidents)	\$ 100.00
	HOME GARBAGE/FURNITURE (3 Incidents)	\$ 185.00
7TH & "G" STREET PARKING LOT	GRAFFITI (3 Incidents)	\$ 135.00
9TH & G BULBOUT	GRAFFITI ON SCULPTURE	\$ 60.00
14TH STREET CLOSURE	GRAFFITI (8 Incidents)	\$ 615.00
	<b>TOTAL VANDALIMS COSTS</b>	
	<b>CALENDAR YEAR 2010</b>	\$ 14,055.00
	<b>CALENDAR YEAR 2009</b>	\$ 26,680.00
	<b>CALENDAR YEAR 2008</b>	\$ 24,485.00
	<b>CALENDAR YEAR 2007</b>	\$ 23,975.00
	<b>CALENDAR YEAR 2006</b>	\$ 29,095.00
	<b>CALENDAR YEAR 2005</b>	\$ 36,600.00
	<b>CALENDAR YEAR 2004</b>	\$ 14,800.00
	<b>CALENDAR YEAR 2003</b>	\$ 13,075.00
	<b>CALENDAR YEAR 2002</b>	\$ 15,095.00
	<b>CALENDAR YEAR 2001</b>	\$ 13,360.00

### Appendix 3

Appendix 4 - Field Use 2010

Field Reservation Hours by Field

	March			April			May			June			July			August
	Requested	Allocated	Rainouts	Requested	Allocated	Rainouts	Requested	Allocated	Rainouts	Requested	Allocated	Rainouts	Requested	Allocated	Rainouts	Requested
Ballpark	43	43	9	68.75	68.75	33	57	57	0	175	175	7	203.5	203.5	0	78
SCN	0	0	0	74	74	74	86	86	36	110	110	13	93	93	0	95
SCS	0	0	0	74	74	74	50	50	18	76	76	9	93	93	0	83
SCE	0	0	0	39	39	39	30	30	24	52	52	4	47	47	0	48
SCW	0	0	0	28	28	28	30	30	18	57	57	8	47	47	0	42
SC 3rd	0	0	0	0	0	0	0	0	0	16	16	2	41	41	0	45
Pacific Union- Softball	21	21	12	79	79	33	82.5	82.5	40	33	33	0	21	21	0	29
Pacific Union- Soccer 1	3	3	0	30.5	30.5	0	0	0	0	0	0	0	0	0	0	8
Pacific Union- Soccer 2	0	0	0	24.5	24.5	0	0	0	0	0	0	0	0	0	0	0
Total	67	67	21	417.75	417.75	281	335.5	335.5	136	519	519	43	545.5	545.5	0	428

Field Reservations Hours by User Group and Field

	March			April			May			June			July			August
	Requested	Allocated	Actual Play	Requested	Allocated	Actual Play	Requested	Allocated	Actual Play	Requested	Allocated	Actual Play	Requested	Allocated	Actual Play	Requested
<b>ARD- Sports Complex</b>	0	0	0	0	0	0	0	0	0	3	3	3	12	12	12	8
<b>Arcata High - Ballpark</b>	27	27	27	5.75	5.75	5.75	31	31	31	0	0	0	0	0	0	0
Sports Complex	0	0	0	0	0	0	0	0	0	0	0	0	0	0	0	0
<b>Pacific Union - Softball</b>	3	3	0	11	11	8	8	8	6	0	0	0	0	0	0	0
<b>Eureka Falcons- Ball Park</b>	0	0	0	0	0	0	0	0	0	0	0	0	0	0	0	0
<b>HSL - Sports Complex</b>	0	0	0	67	67	0	60	60	18	44	44	40	16	16	16	12
<b>HSU - Ballpark</b>	16	16	7	56	56	23	13	13	10	0	0	0	0	0	0	3
Sports Complex	0	0	0	0	0	0	0	0	0	0	0	0	36	36	36	4
<b>Pacific Union - Soccer</b>	3	3	3	44	44	44	0	0	0	0	0	0	0	0	0	8
<b>Humboldt Crabs - Ball Park</b>	0	0	0	0	0	0	0	0	0	152	152	148	167.5	167.5	167.5	46
<b>Humboldt Renegades</b>	0	0	0	7	7	7	13	13	13	2	2	2	2	2	2	14
<b>MRYSL - Ballpark</b>	0	0	0	0	0	0	0	0	0	0	0	0	0	0	0	7
Sports Complex	0	0	0	5	5	0	0	0	0	42	42	28	62	62	62	119
<b>Pacific Union- Soccer 1</b>	0	0	0	6	6	6	0	0	0	0	0	0	0	0	0	0
<b>Pacific Union- Soccer 2</b>	0	0	0	0	0	0	0	0	0	0	0	0	0	0	0	0
<b>Jacoby Creek - Sports Complex</b>	0	0	0	0	0	0	0	0	0	0	0	0	0	0	0	0
PU	0	0	0	0	0	0	0	0	0	13	13	13	0	0	0	0
Sports Complex	0	0	0	0	0	0	14	14	14	130	130	130	136	136	136	152
<b>MRGirlsFastpitch-ACCSC</b>	0	0	0	148	148	0	122	122	68	38	38	34	0	0	0	0
PU softball	18	18	9	44	44	32	44.5	44.5	26.5	13	13	13	0	0	0	0
Sports Complex	0	0	0	0	0	0	0	0	0	30	30	30	45	45	45	0
<b>Northern Hum. Giants</b>	0	0	0	0	0	0	0	0	0	21	21	18	34	34	34	0
<b>Senior Softball - Ball Park</b>	0	0	0	0	0	0	0	0	0	18	18	0	14	14	14	14
<b>Pacific Union- Softball</b>	0	0	0	24	24	0	24	24	10	18	18	18	21	21	21	29
Other Users,Tourneys,Camps-BP	0	0	0	0	0	0	6	6	0	2	2	2	0	0	0	0
Other Users,Tourneys, Camps-SC	0	0	0	0	0	0	0	0	0	0	0	0	0	0	0	4
Total	67	67	46	417.75	417.75	125.75	335.5	335.5	196.5	526	526	479	545.5	545.5	545.5	420

		September			October			November			Total			Field
Allocated	Rainouts	Requested	Allocated	Rainouts	Requested	Allocated	Rainouts	Requested	Allocated	Rainouts	Requested	Allocated	Rainouts	
78	0	84	84	0	53	53	13	6	6	0	767.25	767.25	62	Ballpark
95	0	71	71	0	55	55	12	40	40	8	624	624	143	SCN
83	0	64	64	0	52	52	12	40	40	8	532	532	121	SCS
48	0	73	73	4	72	72	19	22	22	12	383	383	102	SCE
42	0	78.5	78.5	6	75	75	18	16	16	7	373.5	373.5	85	SCW
45	0	52.5	52.5	0	26.5	26.5	4	10	10	4	191	191	10	SC 3rd
29	0	0	0	0	0	0	0	0	0	0	258.5	258.5	85	Pacific Union- Softball
8	0	59	59	21	53	53	0	2	2	0	155.5	155.5	21	Pacific Union- Soccer 1
0	0	58	58	0	43	43	0	3	3	0	128.5	128.5	0	Pacific Union- Soccer 2
428	0	540	540	31	429.5	429.5	78	139	139	39	3413.25	3413.25	629	

		September			October			November			Total			
Allocated	Actual Play	Requested	Allocated	Actual Play	Requested	Allocated	Actual Play	Requested	Allocated	Actual Play	Requested	Allocated	Actual Play	
8	8	0	0	0	0	0	0	0	0	0	23	23	23	<b>ARD-</b> Sports Complex
0	0	0	0	0	0	0	0	0	0	0	63.75	63.75	63.75	<b>Arcata High</b> - Ballpark
0	0	28.5	28.5	28.5	9	9	9	0	0	0	37.5	37.5	37.5	Sports Complex
0	0	0	0	0	0	0	0	0	0	0	22	22	14	<b>Pacific Union</b> - Softball
0	0	0	0	0	13	13	6	0	0	0	13	13	6	<b>Eureka Falcons-</b> Ball Park
12	12	58	58	54	60	60	40	10	10	4	327	327	194	<b>HSL</b> - Sports Complex
3	3	60	60	60	36	36	30	6	6	6	190	190	139	<b>HSU</b> - Ballpark
4	4	40	40	40	0	0	0	0	0	0	80	80	80	Sports Complex
8	8	38	38	38	9	9	9	3	3	3	105	105	105	<b>Pacific Union</b> - Soccer
46	46	0	0	0	0	0	0	0	0	0	365.5	365.5	361.5	<b>Humboldt Crabs</b> - Ball Park
14	14	6	6	6	4	4	4	0	0	0	48	48	48	<b>Humboldt Renegades</b>
7	7	0	0	0	0	0	0	0	0	0	7	7	7	<b>MRYSL</b> - Ballpark
119	119	79	79	71	73	73	58	48	48	21	408	408	326	Sports Complex
0	0	59	59	38	50	50	50	0	0	0	115	115	94	<b>Pacific Union-</b> Soccer 1
0	0	0	0	0	28	28	28	0	0	0	28	28	28	<b>Pacific Union-</b> Soccer 2
0	0	16.5	16.5	16.5	8.5	8.5	8.5	0	0	0	25	25	25	<b>Jacoby Creek</b> - Sports Complex
0	0	0	0	0	0	0	0	0	0	0	13	13	13	PU
152	152	128	128	120	104	104	80	80	80	64	744	744	696	Sports Complex
0	0	0	0	0	0	0	0	0	0	0	308	308	102	<b>MRGirlsFastpitch-ACCSC</b>
0	0	0	0	0	0	0	0	0	0	0	119.5	119.5	80.5	PU softball
0	0	0	0	0	0	0	0	0	0	0	75	75	75	Sports Complex
0	0	0	0	0	0	0	0	0	0	0	55	55	52	<b>Northern Hum. Giants</b>
14	14	0	0	0	0	0	0	0	0	0	46	46	28	<b>Senior Softball</b> - Ball Park
29	29	0	0	0	0	0	0	0	0	0	116	116	78	<b>Pacific Union-</b> Softball
0	0	18	18	18	0	0	0	0	0	0	26	26	20	Other Users,Tourneys,Camps-BP
4	4	22	22	22	3	3	3	0	0	0	29	29	29	Other Users,Tourneys, Camps-SC
420	420	553	553	512	397.5	397.5	325.5	147	147	98	3389.25	3389.25	2725.25	

Appendix 5 - Arcata Community Center Rentals 2010				
Rentals				
Date	Hours	Organization	Revenue	# People
1/6/2010	5.5	DHHS- Public Health	\$ -	300
1/24/2010	4.5	Union St Charter Potluck	\$ 588.00	250
2/6/2010	5	Bruce Hart Dance Party	\$ 420.00	400
2/13/2010	16	AVFD Dance fundraiser	\$ 798.00	400
2/14/2010	13	Accurate Productions	\$ 825.00	200
2/28/2010	6	HSU Multiculture Center	\$ 252.00	20
3/13/2010	27	Sunrise Rotary- Firehouse Fun	\$ 1,732.50	450
3/14/2010	10	Safe & Sober Fashion show	\$ 973.00	400
3/20/2010	12	St. Joe's Carnival for Kids	\$ 791.00	500
4/2-3/2010	27	Plan it Green	\$ 1,325.00	800
4/14/2010	9	SJHS Workshop	\$ 665.00	100
4/15/2010	3	ACLU Candidate Debate	\$ 200.00	100
4/15-18/2010	46	Godwit Days	\$ 260.00	2,000
4/25/2010	17	Armack Orchestra Performanc	\$ 1,078.00	300
5/2/2010	10	Arcata Interfaith Gospel Choir	\$ 924.00	700
5/7/2010	5	Humboldt Reign Hoops	\$ 210.00	200
5/14/2010	14	HSU Multiculture Center	\$ 665.00	300
5/21/2010	24	Concert- People productions	\$ 2,275.00	1,000
5/22/2010	14	KHSU-FM dinner Auction	\$ 787.50	300
5/23/2010	12	Memorial Service	\$ 950.00	200
6/4/2010	12	Humboldt Crabs	\$ -	400
6/5/2010	17	Wedding- Cooper	\$ 1,070.00	350
6/8/2010	15	Elections	\$ -	400
6/7/2010	5	PU Dessert Night	\$ -	150
6/9/2010	7	PU Graduation	\$ -	400
6/10/2010	22	AHS Safe & sober	\$ 1,155.00	300
6/11/2010	12	SBMS	\$ -	750
6/12/2010	11	Accurate Productions	\$ 825.00	500
6/16-17/2010	8	Vector Rehab- use of Kitchen	\$ 160.00	10

7/11/2010	5	MRYSL	\$ 350.00	150
7/14/2010	6	USBR	\$ -	200
8/16/2010	2	SRYFB	\$ 84.00	20
8/20-22/2010	23	MRYSL- Redwood classic	\$ 560.00	400
9/7/2010	12	Redwood Teen Challenge	\$ 665.00	250
9/10/2010	3	HSU Child Dev. Lab	\$ 105.00	75
9/16/2010	13	Pregnancy Care Center	\$ 665.00	350
9/18/2010	15	NEC	\$ 938.00	350
9/22/2010	21	CenterArts	\$ 2,275.00	350
9/27/2010	19	CenterArts	\$ 2,275.00	900
10/2-3/2010	30	Redwood Coast Belly Dance F	\$ 2,310.00	500
10/8/2010	16	Redwood Community Action	\$ 1,155.00	300
10/14-17/2010	33	Fire & Light	\$ 4,685.00	1500
10/21/2010	6	Humboldt County Elections	\$ -	60
10/29/2010	5	Humboldt Harmonaires	\$ 490.00	250
11/6-7/2010	24	Synergy Fair	\$ 2,310.00	600
11/10/2010	5	Humboldt County Flu Shot	\$ -	500
11/12-13/2010	15	Baroni Sale	\$ 3,280.00	1,800
11/14/2010	6	Humboldt Reign Hoops	\$ 210.00	200
11/18/2010	13	Sunrise Rotary- Taste of Holid	\$ 665.00	450
11/21/2010	14	World Famous Prod.-Concert	\$ 2,275.00	1,000
12/4/2010	21	Wedding-Reyes	\$ 950.00	200
12/15/2010	12	AES Christmas Program	\$ -	800
12/16/2010	7	Coastal Grove Performance	\$ 665.00	450
Total Rentals	715.0		\$ 45,841.00	23,835
		Appendix 5		

Appendix 6 - D Street Neighborhood Center Rentals 2010				
Rentals				
Date	Hours	Organization	Revenue	# People
1/23-24/2010	12	Upward Bound	\$ 250.00	35
2/27/2010	6	North Coast Co-op	\$ 500.00	150
3/6/2010	5	HSU Multi-Cultural	\$ 190.00	30
4/16/2010	7	Sons of Thunder	\$ 350.00	250
4/17/2010	8	Sons of Thunder	\$ 350.00	250
4/18/2010	9	Sons of Thunder	\$ 350.00	250
4/24/2010	5	Arcata Children's Center	\$ 250.00	200
5/1/2010	3	HSU Rec sports	\$ 266.00	50
5/28-29/2010	9	Tigers Inc. - Fashion show	\$ 440.00	300
6/3/2010	5	Humboldt Bay MWD	\$ 380.00	100
6/19/2010	8	Graduation party	\$ 500.00	150
8/5/2010	5	MRYSL	\$ 75.00	100
8/13-14/2010	8	Estate Sale	\$ 455.00	100
8/14/2010	3	Islamic Center	\$ 105.00	50
8/21/2010	3	Islamic Center	\$ 105.00	50
8/28/2010	3	Islamic Center	\$ 105.00	50
9/4/2010	3	Islamic Center	\$ 105.00	50
9/11/2010	3	Islamic Center	\$ 105.00	50
10/23/2010	10	Hey Juans	\$ 500.00	150
10/24/2010	8	Co-op	\$ 500.00	200
10/31/2010	5	Memorial	\$ 300.00	200
11/4-5/2010	10	Seminar	\$ 1,050.00	200
11/6/2010	8	Break Dance workshop	\$ 350.00	150
11/13/2010	5	MRYSL	\$ 190.00	100
11/20/2010	3	Islamic Center	\$ 105.00	50
12/9/2010	5	Police Assoc.	\$ 380.00	70
12/11/2010	12	HSU -Trio upward bound	\$ 250.00	35
	171.0		\$ 8,506.00	3,370



## Appendix 7

<b>Redwood Lodge Rentals 2010</b>				
<b>Date</b>	<b>Hours</b>	<b>Event / Organization</b>	<b>Revenue</b>	<b>Estimated Attendance</b>
3/20	3	Wedding	\$ 150.00	99
4/15	5	Company Party	\$ 290.00	50
9/16	9.5	DHHS / training	\$ 190.00	50
9/23	3	Chagdud Gonpa Foundation / wkshp	\$ 105.00	60
9/24	5.25	Chagdud Gonpa Foundation / wkshp	\$ 203.00	60
9/25	9.5	Chagdud Gonpa Foundation / wkshp	\$ 266.00	60
9/26	9.5	Chagdud Gonpa Foundation / wkshp	\$ 266.00	60
10/30	6	Race for the Ridge	\$ 133.00	-
10/31	8	Race for the Ridge	\$ 171.40	-
<b>Totals</b>	<b>58.75</b>		<b>\$ 1,774.40</b>	<b>439</b>

<b>Redwood Park Stage Area Rentals 2010</b>				
<b>Date</b>	<b>Hours</b>	<b>Event / Organization</b>	<b>Revenue</b>	<b>Estimated Attendance</b>
7/31	5	Wedding	\$ 35.00	75
<b>Totals</b>	<b>5</b>		<b>\$ 35.00</b>	<b>75</b>

<b>Redwood Park Picnic Area Rentals 2010</b>				
<b>Date</b>	<b>Hours</b>	<b>Event / Organization</b>	<b>Revenue</b>	<b>Estimated Attendance</b>
4/30	2.5	HSU Children's Center / potluck	\$ 35.00	150
5/1	4	AIGC / Picnic Forest Walk	\$ 35.00	40
5/15	4	Graduation	\$ 35.00	20
6/6	3	School picnic	\$ 35.00	30
6/26	3	Party	\$ 35.00	30
7/3	3	Birthday	\$ 35.00	25
7/10	5	Birthday	\$ 35.00	45
7/11	5	Birthday	\$ 35.00	30
7/23	4.5	BBQ	\$ 35.00	50
7/24	4	Picnic	\$ 35.00	70
7/31	3	Wedding	\$ 35.00	75
8/27	4	Picnic	\$ 35.00	50
8/29	4.5	Potluck	\$ 35.00	50
9/11	5	Birthday	\$ 35.00	50
9/25	5	Birthday	\$ 35.00	20
10/1	5	BBQ	\$ 35.00	35
10/17	5	Birthday	\$ 35.00	50
<b>Totals</b>	<b>69.5</b>		<b>\$595.00</b>	<b>820</b>

## Appendix 7

Redwood Lounge Rentals 2010				
Date	Hours	Event / Organization	Revenue	Estimated Attendance
Jan-Dec	92.5	Men's Group / support group	\$ 1,710.00	296
7/31	3	Wedding (Changing Area)	\$ 125.00	5
<b>Totals</b>	<b>95.5</b>		<b>\$ 1,835.00</b>	<b>301</b>

**Appendix 8**  
**Library Conference Room Rentals 2010**

<b>Date(s)</b>	<b>Total Hours</b>	<b>Event / Organization</b>	<b>Total Revenue</b>	<b>Total Estimated Attendance</b>
Once Weekly/Sundays (Jan - Sept)	33	Understanding Islam Discussion	\$ 207.50	170
1/9, 3/20, 4/10, 7/10, 10/9	37.5	Traffic School	\$ 562.50	75
Jan & Feb (3 days in each month)	21	Community Health Alliance / Mtg	\$ 157.50	150
Once Monthly (Jan - Dec)	15	H.E.V.A. / Meeting	\$ 112.50	70
Once Monthly (Jan - May)	10	Humb. Family Child Care / Mtg	\$ 75.00	100
1/4, 2/1, 3/1, 4/5, 5/3, 6/7, 11/1, 12/6	15	Humb. Health Care For All / Mtg	\$ 127.50	264
Once Monthly + Extra Dates (Jan - Dec)	86	Islamic Group / Prayer	\$ 642.50	600
Once Monthly (Jan - Nov)	21.5	Six Rivers Youth Football Mtg	\$ 252.75	220
Once Monthly	24	Humboldt Folklife	\$ 180.00	240
2/2, 4/19, 6/30, 10/18, 11/3, 12/13	13	Five Waters Meeting	\$ 180.00	48
1/29/2010	1	Meeting	\$ 7.50	2
2/4/10 & 3/24/10	2.5	Humb. Wildlife Care Center Mtg	\$ 18.75	40
2/11/10 & 4/23/10	5	Arcata House Meeting	\$ 37.50	25
2/19/2010	3	Energy Medicine Meeting	\$ 45.00	12
3/13/10 & 5/8/10	6	Daughters of the Am. Revo.	\$ 36.00	40
4/3/10 & 4/8/10	4	Humboldt Soccer League Mtg	\$ 30.00	40
5/16/2010	3	4H Meeting	\$ 22.50	15
10/6/2010	1	Arcata Bottoms 4-H Meeting	\$ 12.50	15
11/11/2010	4	Marijuana Policy Project	\$ 50.00	10
12/7/2010	3	The Mankind Project	\$ 37.50	10
<b>Totals</b>	<b>308.5</b>		<b>\$ 2,795.00</b>	<b>2146</b>

## Appendix 9 - Arcata Community Center Hours of Use 2010

### City Use

Month	ARD	Seniors	Rental/misc
January	290	221.5	25
February	330	236	38
March	283	268	78
April	238	264	105
May	287	228	91
June	212	255	135
July	197	206	24
August	117	208	37
September	215	241	111
October	222	230	109
November	203	205	105
December	251	231	57
Totals	2845	2793.5	915
Total City Use			6553.5

### General Use

Month	Recreation Programs (ARD)	Contract Classes (ARD)	Drop-In Sports (ARD)	Misc. City Mtgs./ schools	Senior Program	Rental Hours		Total
January	221	0	69	6	221.5	19		536.5
February	262	0	68	8	236	30		604
March	218	0	65	21	268	57		629
April	167	0	71	3	264	102		607
May	202	0	85	12	228	79		606
June	138	0	74	50	255	85		602
July	129	9	59	11	206	13		427
August	84	0	33	12	208	25		362
September	165	0	50	28	241	83		567
October	176	0	46	19	230	90		561
November	137	0	66	28	205	77		513
December	203	0	48	19	231	38		539
Totals	2102	9	734	217	2793.5	698	6553.5	6553.5

Redwood Lounge Hours of Use 2010				
Month	ARD	Rentals	City Use	Total
January	12.5	10	0	22.5
February	28	10	0	38
March	19	10	19.75	48.75
April	15	5	3	23
May	40	10	5	55
June	67	10	0	77
July	100	13	0	113
August	64.5	0	0	64.5
September	37.5	10	4.5	52
October	50.5	10	4.5	65
November	47	2.5	0	49.5
December	18.5	5	0	23.5
<b>Total</b>	<b>499.5</b>	<b>95.5</b>	<b>36.75</b>	<b>631.75</b>

Redwood Lodge/Picnic/Stage Hours of Use 2010				
Month	ARD	Rentals	City Use	Total
January	5.5	0	1	6.5
February	33	0	4	37
March	7.5	3	20.75	31.25
April	10	7.5	0	17.5
May	22	8	2	32
June	130	6	20	156
July	214	29.5	0	243.5
August	104	8.5	16	128.5
September	18	46.75	7	71.75
October	19.5	24	23	66.5
November	6	0	3.5	9.5
December	0	0	0	0
<b>Total</b>	<b>569.5</b>	<b>133.25</b>	<b>97.25</b>	<b>800</b>

D St Neighborhood Center Hours of Use 2010				
Month	ARD	Rentals	City Use	Total
January	51	12	7	70
February	68	6	7	81
March	58.75	5	19	82.75
April	52.5	29	23.5	105
May	60	12	18	90
June	68.25	13	0	81.25
July	52	0	0	52
August	44.5	22	0	66.5
September	44	6	0	50
October	48	23	13.5	84.5
November	55.5	26	9	90.5
December	51	17	8	76
<b>Total</b>	<b>653.5</b>	<b>171</b>	<b>105</b>	<b>929.5</b>

Judo Hut Hours of Use 2010		
Month	ARD	Total
January	87	87
February	146	146
March	133.3	133.3
April	147.25	147.25
May	68.5	68.5
June	122.3	122.3
July	108.4	108.4
August	54.75	54.75
September	89	89
October	70.5	70.5
November	82	82
December	50	50
<b>Total</b>	<b>1159</b>	<b>1159</b>

Library Conference Room Hours of Use 2010			
Month	Rentals	City Use	Total
January	37	17.25	54.25
February	39	18.5	57.5
March	29.5	28.5	58
April	33.5	34.5	68
May	25	29.5	54.5
June	12	42	54
July	21.5	41	62.5
August	35.5	47	82.5
September	24	14.5	38.5
October	18.5	32	50.5
November	18.5	13.5	32
December	14.5	13.5	28
<b>Total</b>	<b>308.5</b>	<b>331.75</b>	<b>640.25</b>

AMIC Hours of Use 2010				
Month	ARD	City Use	Hours of Use	Total
January	0	2	168	170
February	0	2	160	162
March	0	2	184	186
April	0	2	176	178
May	0	2	200	202
June	52	2	124	178
July	48	2	176	226
August	40	2	200	242
September	0	5	176	181
October	0	6	168	174
November	0	2	176	178
December	0	2	184	186
<b>Total</b>	<b>140</b>	<b>31</b>	<b>2092</b>	<b>2263</b>



Appendix 10 - Special Events 2010

Date	Hours	Location	Organization	Event Description	People	City Fees
3/27	2	Plaza	Humboldt county	Tobacco Free Hum.- Kick Butts Day	15	\$ -
4/3	3	Plaza	Marino Sichi	Egg Hunt	100	\$ -
4/10	5.5	Comm. Forest	HSU Kinesiology Club	Big Foot Race	200	\$ 325.00
4/10	9	Plaza	North Coast Growers' Association	Arcata Farmer's Market	1500	\$ 1,090.00
4/16	2.5	Streets	HSU Women's Resource Center	Take Back the Night	50	\$ 75.00
4/17	9	Plaza	North Coast Growers' Association	Arcata Farmer's Market	1500	\$ -
4/24	9	Plaza	North Coast Growers' Association	Arcata Farmer's Market	1500	\$ -
5/1	9	Plaza	North Coast Growers' Association	Arcata Farmer's Market	1500	\$ -
5/8	9	Plaza	North Coast Growers' Association	Arcata Farmer's Market	1500	\$ -
5/15	9	Plaza	North Coast Growers' Association	Arcata Farmer's Market	1500	\$ -
5/15-5/16	25	10 th & I St	Arcata Main Street	Humboldt Arts Fest	1,000	\$ 280.00
5/22	9	Plaza	North Coast Growers' Association	Arcata Farmer's Market	1500	\$ -
5/23	6	Plaza	ARD	Bike Rodeo	200	\$ -
5/29	8	Plaza	Kinetic Universe	Kinetic Grand Championship	1,000	\$ 605.00
5/29	9	Off Plaza	North Coast Growers' Association	Arcata Farmer's Market	1500	\$ -
5/30	3	11th St.	Society of the Holy Trinity	Parade	300	\$ 125.00
6/5	6	Streets	Six Rivers Running Club	Atalanta's Victory Run	400	\$ 125.00
6/5	9	Plaza	North Coast Growers' Association	Arcata Farmer's Market	1500	\$ -
6/6	5	AHS & Streets	Humboldt Tri-Kids	Humboldt Tri-kids Triathlon	120	\$ 280.00
6/12	9	Plaza	North Coast Growers' Association	Arcata Farmer's Market	1500	\$ -
6/19	20	Plaza	Arcata Main Street	Oyster Fest	15,000	\$ 580.00
6/19	9	Plaza	North Coast Growers' Association	Arcata Farmer's Market	1500	\$ -
6/26	9	Plaza	North Coast Growers' Association	Arcata Farmer's Market	1500	\$ -
7/3	9	Plaza	North Coast Growers' Association	Arcata Farmer's Market	1500	\$ -
7/4	8	Plaza	Chamber of Commerce	4th of July Jubilee	3,000	\$ 605.00
7/4	2	Marsh	Six Rivers Running Club	4th of July 5k	300	\$ 125.00
7/9	3	Plaza	Arcata Main Street	Picnic On Plaza	100	\$ 325.00
7/10	9	Plaza	North Coast Growers' Association	Arcata Farmer's Market	1,500	\$ -
7/16	3	Plaza	Arcata Main Street	Picnic On Plaza	100	\$ -
7/17	9	Plaza	North Coast Growers' Association	Arcata Farmer's Market	1,500	\$ -
7/23	3	Plaza	Arcata Main Street	Picnic On Plaza	100	\$ -
7/24	9	Plaza	North Coast Growers' Association	Arcata Farmer's Market	1,500	\$ -
7/25	12	Plaza	Arcata Main Street	Snip & Stitch Craft Extravaganza	500	\$ 350.00
7/30	3	Plaza	Arcata Main Street	Picnic On Plaza	100	\$ -
7/31	9	Plaza	North Coast Growers' Association	Arcata Farmer's Market	1,500	\$ -
8/1	15	Streets	Ink People	Golden Road Art & Music	300	\$ 280.00
8/6	3	Plaza	Arcata Main Street	Picnic On Plaza	100	\$ -
8/7	9	Plaza	North Coast Growers' Association	Arcata Farmer's Market	1,500	\$ -
8/8	4	Plaza	Arcata Main Street	Concerts	500	\$ 350.00
8/13	3	Plaza	Arcata Main Street	Picnic On Plaza	100	\$ -
8/14	9	Plaza	North Coast Growers' Association	Arcata Farmer's Market	1,500	\$ -
8/15	4	Plaza	Arcata Main Street	Concerts	500	\$ -
8/20	3	Plaza	Arcata Main Street	Picnic On Plaza	100	\$ -
8/21	9	Plaza	North Coast Growers' Association	Arcata Farmer's Market	1,500	\$ -
8/22	4	Plaza	Arcata Main Street	Concerts	500	\$ -
8/27	3	Plaza	Arcata Main Street	Picnic On Plaza	100	\$ -
8/28	9	Plaza	North Coast Growers' Association	Arcata Farmer's Market	1,500	\$ -
8/29	4	Plaza	Arcata Main Street	Concerts	500	\$ -

9/4	9	Plaza	North Coast Growers' Association	Arcata Farmer's Market	1500	\$ -
9/5	4	Plaza	Arcata Main Street	Concerts	500	\$ -
9/6	13	Streets	Sister City Project	I Block Party	1000	\$ 280.00
9/11	9	Plaza	North Coast Growers' Association	Arcata Farmer's Market	1500	\$ -
9/11	6	Streets	Soroptimst Intl. Arcata 5K	AVFD 5k Fun Run	200	\$ 125.00
9/18	9	Plaza	North Coast Growers' Association	Arcata Farmer's Market	1500	\$ -
9/18	9	Marsh	CNPS	Native Plant Sale	300	\$ 125.00
9/18	12	Plaza	Same old People	North Country Fair	10,000	\$ 1,190.00
9/19	12	Plaza	Same old People	North Country Fair	0	\$ -
9/22	2	Streets	Green Wheels	Bike Ride	50	\$ 100.00
9/25	9	Plaza	North Coast Growers' Association	Arcata Farmer's Market	1500	\$ -
10/2	8	Skate Park	AMPT	Skate Contest	50	\$ 100.00
10/2	9	Plaza	North Coast Growers' Association	Arcata Farmer's Market	1500	\$ -
10/2	9	Plaza	NC Children's Services	Pastels on the Plaza	300	\$ 600.00
10/3	7	Comm. Forest	Nor Cal Horesman Assoc.	Horse Trail Ride	50	\$ 200.00
10/9	4	Streets	Arcat Fire Protection District	Arcata Fire Open House	250	\$ -
10/9	9	Plaza	North Coast Growers' Association	Arcata Farmer's Market	1500	\$ -
10/9	1	11th St.	Society of the Holy Trinity	Parade	300	\$ -
10/16	9	Plaza	North Coast Growers' Association	Arcata Farmer's Market	1500	\$ -
10/22	3	Streets	Arcata High School	Homecoming Parade	1,000	\$ 150.00
10/23	9	Plaza	North Coast Growers' Association	Arcata Farmer's Market	1500	\$ -
10/24	6	Streets	Catalyst Church	5k Run	100	\$ 125.00
10/30-10/31	12	Redwood Park	Race for Ridge	Race for Ridge	500	\$ 710.00
10/30	9	Plaza	North Coast Growers' Association	Arcata Farmer's Market	1500	\$ -
10/31	3	Plaza	Arcata Main Street	Trick or Treat	500	\$ 575.00
11/6	4	marsh	Arcata High School	Cross Counrty Race	100	\$ 150.00
11/6	9	Plaza	North Coast Growers' Association	Arcata Farmer's Market	1500	\$ -
11/13	9	Plaza	North Coast Growers' Association	Arcata Farmer's Market	1500	\$ -
11/20	9	Plaza	North Coast Growers' Association	Arcata Farmer's Market	1500	\$ -
12/3	4	Plaza	Arcata Main Street	Santa on the Plaza	500	\$ 575.00
	579				90,485	\$ 10,525.00
Hours		Events			People	City Fees

# Appendix 10

Appendix 11 - Film Permits 2010

Date	Hours	Location	Organization	Event Description	People	City Fees
1/9/2010	2	Community Forest	Mad River Plumbing	Commercial for TV	6	\$ -
6/1-29/2010	40	City	Suza Lambert Productions	Flea Film	200	\$ 2,310.00
12/15/2010	5.5	City	Long Pond Media	Travel Makeover Show	25	\$ 250.00
	47.5				231	\$ 2,560.00
	Hours	Events			People	City Fees