



Arcata Parks and Recreation

2019 Annual Report

Special thanks to our participants,
community partners, volunteers,
staff, other city departments, the
Parks and Recreation Committee
and City Council for making
another successful year.

Creating Community Through People, Parks and Programs

Arcata Parks and Recreation

Annual Report 2019

Table of Contents

Creating Community through People, Parks and Programs	2
Parks and Recreation Divisions Year 2019 Overview	3
Recreation Division	5
Programs, Classes and Community Events	
Youth Development Scholarship Fund	
Parks and Facilities Division	11
Parks and Fields	
Buildings	
Special Events, Film Permits, Plaza Vending and Bayside Park Farm	13
Grants and Donations	14
Collaborations and Community Partners	15
Parks and Recreation Committee	18
Appendices	20



Creating Community through People, Parks and Programs

The primary focus of the Parks and Recreation Divisions is to enrich individuals, families and our community through the provision of services, facilities, and programs that improve the quality of life for our citizens.

The Arcata Parks and Recreation Divisions exist to:

CREATE COMMUNITY

- ◆ Strengthen community image and sense of place
- ◆ Support economic development
- ◆ Protect environmental resources
- ◆ Facilitate community problem-solving
- ◆ Increase cultural unity

PROMOTE HEALTH AND WELLNESS

- ◆ Create an active and healthy community through diverse and innovative recreation programming
- ◆ Provide space to foster human development
- ◆ Provide space to learn & play, space to be safe & secure, and space to create & imagine

FOSTER YOUTH DEVELOPMENT

- ◆ Provide youth with a variety of experiences to nurture individuality
- ◆ Spark imagination and encourage cooperation
- ◆ Build the skills needed for success in the next stage of development

The Arcata Parks and Recreation Divisions provide essential community benefits including:

- ◆ Healthier residents
- ◆ Sense of well-being in the community
- ◆ Safer neighborhoods
- ◆ A higher quality of life
- ◆ Increased property values
- ◆ Opportunities for youth, adults, and seniors to participate in programs and events
- ◆ Partnerships with community agencies, public and private
- ◆ Cultural expression and unity



Parks and Recreation Divisions Year 2019 Overview

The Parks and Recreation Divisions impact the lives of many people.

Easily tracked are individuals who utilize our Recreation Programs every year. Other individuals served through Parks and Recreation include the thousands who use the parks, sports fields, and buildings throughout the year.

Overview of Programs and Community Events

<i>Classes and Programs</i>	<i>Participants¹</i>	<i>Revenue</i>	<i>Expenses</i>	<i>Net Revenue*</i>
Creating Community				
All Seasons Orchestra	103	\$6,380	\$5,796	\$584
Bayside Park Community Garden	43	\$2,019	\$0	\$2,019
Bowl of Beans Benefit	500	\$2,069	\$112	1,957 to YDF
Holiday Craft Market	1,800	\$9,934	\$1,522	8,412 to YDF
Lantern Ceremony	0	\$0	\$0	\$0
Challenge Course	1,416	\$2,790	\$838	\$1,952
Health and Wellness				
Drop-In Activities	4,208	\$10,290	\$200	\$10,090
Gymnastics	1,575	\$26,746	\$22,223	\$4,523
Gymnastics Birthday Parties	135	\$1,630	\$1,278	\$352
Jujitsu	219	\$5,332	\$3,199	\$2,133
Pirate Sword Play	10	\$320	\$192	\$128
Special Olympics Tournaments	56	\$125	\$125	\$0
Wae Yu Nae Gong	212	\$6,140	\$3,684	\$2,456
Youth Basketball	600	\$54,005	\$21,741	\$32,264
Youth Development				
Adventure Camp	340	\$30,646	\$14,820	\$15,826
Arcata Break Camp	168	\$18,234	\$7,856	\$10,378
Art / Young Creators Camp	212	\$16,278	\$10,942	\$5,336
Art Birthday Parties	218	\$2,314	\$2,042	\$272
City Arts	180	\$7,504	\$5,991	\$1,513
Dance Camp / Mini-Movers	116	\$11,381	\$4,955	\$6,426
Leader-In-Training	264	\$4,343	\$1,023	\$3,320
Marsh / Young Explorers Camp	166	\$16,240	\$9,061	\$7,179
Play Center	7,832	\$31,033	\$28,873	\$2,160
Redwood Day Camp	1,041	\$129,587	\$82,071	\$47,516
Skate Camp	149	\$14,149	\$6,092	\$8,057
Theater Camp	65	\$6,656	\$3,637	\$3,019
Yearly Totals	21,628	\$416,144	\$238,272	\$177,872

* Net Revenue partially covers full-time staff salaries and the balance is covered by the General Fund.

Parks and Recreation Divisions Year 2019 Overview

Overview (continued)

Facility Use Hours	2016	2017	2018	2019
Total Field Reservation Hours	3101.50	2114.75	2826.75	2,303.75
Total Building Hours ²	14,523.25	14682	15,370.75	16,292.7
City Hall Operating Hours	1,992	1992	1,992	1,992
Transit Center Operating Hours	2,070	2070	2,070	2,070
Special Event Hours	652	684	785	768

Resident Use	2016	2017	2018	2019
Resident Participants	47%	47%	46%	47%
Non-Resident Participants	53%	53%	54%	53%
Scholarship Use	2016	2017	2018	2019
Youth Development Fund (YDF) Participants ³	345	424	356	325

Revenue Overview	2016	2017	2018	2019
Recreation Program and Event Revenue	\$354,640	\$358,918	\$385,485	\$416,144
Non-Resident Fees	\$18,195	\$18,109	\$16,360	\$20,447
Contract Class Revenue	\$ 21,716	\$19,252	\$13,723	\$4,717
Youth Development Scholarship Fund Usage	\$10,401	\$13,236	\$9,476	\$8,412
Total Field/Court/Plaza Revenue	\$78,921	\$71,481	\$76,389	\$67,246
Total Building/Facility Revenue	\$52,005	\$59,788	\$68,038	\$64,942
Parks and Recreation Grants/Donations	\$330,738	\$107,657	\$481,875	\$84,227
Bayside Park Farm Revenue	\$19,687	\$13,725	\$12,375	\$15,106
Special Event Revenue	\$16,695	\$17,641	\$18,533	\$19,037
Film Permit Revenue	\$0	\$1,056	\$166	\$166
Plaza Vending Revenue	\$0	\$0	\$863	\$487

See full report and appendices for detailed information.

1 – Participants registered for programs, contract classes and camps using RecTrac/WebTrac. Many participants register for multiple sections.

2 – Includes Rentals, Recreation, and other city department use of the Arcata Community Center, Redwood Lodge, Redwood Lounge, Stage Area and Picnic Area, D Street Neighborhood Center, Library Conference Room, Judo Hut and the Arcata Marsh Interpretive Center.

3 – Includes art camps and programs.

Recreation Division

The Recreation Division provides a wide array of public programs and coordinates the city's Special Events, Film, and Plaza Vending Permits and the Bayside Park Community Garden applications. The Division also serves as a clearinghouse for information regarding activities and services offered by other City Departments and local service providers. The Recreation Division employs five full-time and numerous part-time staff. In addition, the City works with Humboldt State University to sponsor intern and contract class instructors. Community volunteers support City programs including Youth Basketball, Drop-In Activities, Holiday Craft Market, Bowl of Beans Benefit, City Arts, Bayside Park Farm and Play Center.

Programs, Classes and Community Events



Some of the Recreation Division's programs are seasonal, such as Redwood Day Camp and Youth Basketball. Year round programs include Gymnastics, Ceramics, Play Center, Drop-In Activities, the All Seasons Orchestra, and a variety of youth and adult contract classes.

The City of Arcata Recreation Division complies with the Americans with Disabilities Act (ADA), which prohibits discrimination based on a disability. The Recreation Division makes reasonable accommodations in recreation programs to enable participation by individuals with a disability who meet essential eligibility requirements. Recreation programs offered by Arcata Recreation are available in the most integrated setting appropriate for each individual.

Recreation Division programs and classes generated \$416,144 in total revenue during 2019. Many children and adults register for classes or programs multiple times throughout the year. Since its inception in 2012, online registration continues to be well utilized.

CREATING COMMUNITY

All Seasons Orchestra

The All Seasons Orchestra is comprised of musicians ranging in age from 13 to 79 years old. The Orchestra, which includes string, woodwind, brass, and percussion, rehearses at D St. Neighborhood Center year-round and performs multiple free local concerts for audiences of 75-100. Additionally, three sub-groups played at the City's Holiday Craft Market. This is the last year that the ASO will be a City program. They have grown to the point where they have now become their own non-profit and will be relocating to the Eureka Women's Club.

Bayside Park Community Garden

Individuals and families can rent 4 X 25-foot garden plots to grow organic fruit, vegetables and flowers for non-commercial use. Each plot rented for \$80 per year for Arcata Residents and \$91 for non-residents. There are 36 garden plots.



Bowl of Beans Benefit

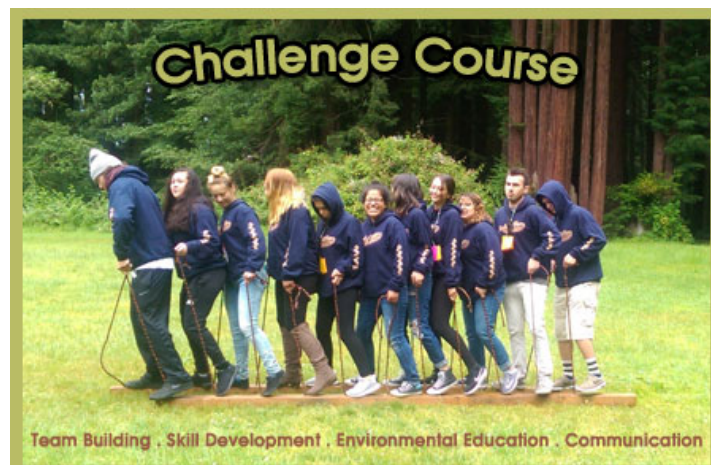
The Annual Bowl of Beans benefit typically has over 500 participants for an evening of beans, rice, guest speakers, and performances by various musicians. Over 200 volunteers made this event possible. Volunteer performers included Baba Jamal Koram, Arcata Interfaith Gospel Choir and Children's Choir, Asha Nan and students from Arcata Elementary School's choir. The California Conservation Corps, the Watershed Stewards and parents and teachers from Arcata Elementary School assisted with set up, food prep, serving, and clean up. This year the Arcata High Culinary Arts program helped prepare the meal. This event is a shared fundraiser with Arcata Elementary School and the City of Arcata. The proceeds from the event support the Recreation Division's Youth Development Scholarship Fund for the Arts.

Holiday Craft Market

The 20th Annual December Holiday Craft Market proceeds benefit the Youth Development Scholarship Fund. The market continues to grow in popularity with approximately 1,800 shoppers attending the two-day market. Community volunteers help with the event by providing live music. Donated handcrafted items are awarded to lucky raffle ticket winners.

Challenge Course

Located at Redwood Park, the course is a community resource for team building, personal development, and expanding one's experiences as an individual or teammate. In 2019, the Redwood Day Camp and Adventure Camp summer programs utilized the Challenge Course for ten weeks. Additionally, the Recreation Division coordinates private challenge courses for school and community groups.



PROMOTING HEALTH AND WELLNESS

Drop-In Activities

This year, Recreation Division Drop-In programs averaged 351 participants monthly. Youth and adults participate in basketball, volleyball, table tennis, badminton, pickle ball, samba drumming, hula dancing, song circle, ukulele club, and nerf war. City volunteers facilitated a majority of these programs. The fee is \$3 per drop-in session.



Gymnastics

The gymnastics program offers ongoing sessions throughout the year. The Judo Hut program, for children ages 15 months-5 years, is a movement program using gymnastics-related skills and games to encourage the development of social skills, flexibility, strength, and coordination. Classes are held in the Judo Hut. The Artistic Gymnastics program, held at the Arcata Community Center, serves children 6-17 years of age. Students are coached through skill progressions developed by USA Gymnastics. To celebrate and demonstrate all they have learned, gymnasts have the opportunity to participate in annual winter and spring performances. Friday Night Flips offers 5-12 year olds an opportunity to drop in and play at the Arcata Community Center Gymnastics Room. In addition, the Saturday morning drop-in program at the Judo Hut for 15 months – 4 year olds, continues to gain momentum. There were 1,575 registrants in gymnastics for the year.

Special Olympics Tournaments and Young Athletes Program

The Recreation Division partners with Special Olympics Northern California and Humboldt State University to coordinate the Annual Bocce Bonanza for local High School students with differing abilities. This is the eighth year for this one-day event, which includes both doubles and four person teams compromised of 56 participants. HSU student volunteers helped make the event a success. The Young Athletes Program is another partnership program that provides children ages 3-7 years an introduction into the world of sport through activities that increase skills and reduce barriers.



Youth Basketball

The Youth Basketball Program served almost 600 youth between 1st and 12th grade on 56 teams. In all, there were nine divisions, split by age and gender, with a 9th – 12th grade boys and girls combined division. Registration fees of \$70 per player (\$81 non-resident) and multiple \$225 sponsor fees provide the revenue for this program. Sponsors are recognized through having their name on team shirts and advertising.

All teams practice weekly at the Arcata Community Center and play games every Saturday. In addition to the Arcata Community Center, Jacoby Creek School, Pacific Union School and Sunny Brae Middle School gyms are used for the games. The annual "Silent Weekend" took place again promotes positive sportsmanship among spectators. Fans are encouraged to show their support by clapping while refraining from all verbal cheering.

FOSTERING YOUTH DEVELOPMENT

Adventure Camp

This highly popular camp serving 9 to 14-year-old adventure seekers for ten weeks this summer with expanded camp spots to meet the continued growing demand. Themed weeks focused on camper skill development in shelter building, knots, hiking, mountain biking, track identification, compasses, maps, GPS, fire building, camp safety, backpacking, and first aid.

Arcata Break Camps

The Division offers camps during school breaks. A camp for kindergarten through fifth graders is held during Thanksgiving, 2-week Winter Break, Presidents' Week and Spring Break at the Teen Room in the Arcata Community Center. The camp offers half-day or full-day options with extended care starting at 8 am and ending at 5:30pm at no additional charge. The Division also offers daily enrollment options. This successful camp enables registrants to participate in arts and crafts projects, games and activities. Revenue and participation totals vary year to year as the dates of the second week of Winter Break Camp fluctuate and dictates whether camp takes place before or after the New Year.



Art Camp / Young Creators Art Camp

Art Camp provides fun art experiences for youth ages 7-12 years at the Arcata Community Center. Five weeks of camp are offered throughout the summer. Two Co-Directors worked to create a fun atmosphere where kids work on a variety of art projects that included ceramics, painting, culinary arts and more. The summer also offered four weeks of Young Creators Art Camp. Young Creators is an art camp for ages 4-6 years. Participants used a wide variety of mediums to explore and create.

Birthday Parties

The Division hosted Art & Crafts and Gymnastics themed birthday parties. Two staff supervise activities during a two-hour party. The Division provides the facilities, supervision and fun, while the parent supplies the guests and refreshments. We offer families birthday celebrations with no stress or mess.

City Arts

During 2019, City Arts hosted a variety of art classes for youth in our community including Family and Adult Ceramics Classes. In addition to our ceramics classes, youth participated in Holiday Castles and Graham Cracker Houses class for ages 4-10 years in December. Throughout the year, we offer Arts & Crafts birthday parties.

Dance Camp / Mini-Movers Dance Camp

Open to dancers of all skill levels, campers ages 4-6 years (Mini-Movers Dance Camp) and 7-9 years (Dance Camp) are able to experiment with different dance styles while working on core competency at the Redwood Lounge in Redwood Park and/or Arcata Community Center Gymnastics Room. Six one-week sessions of Ballet, Jazz, World, and Hip Hop were provided. Each week concluded with a Friday Dance Performance.



Leader-In-Training

Leaders-In-Training (L.I.T.), ages 13-17years, work with youth ages 4-12 years, helping plan and lead activities, games, fieldtrips, and more. Registrants, gain first hand work experience through the L.I.T. Program. Leaders-in-Training earn community service hours while acting as role models to our campers. Teens leave the program with job experience, professional references, and a summer of positive memories. All summer camps utilized the help of L.I.T.s. This summer we had 58 teens participate.

Marsh Explorers Science Camp / Young Explorers Science Camp

Camps offered at the Arcata Marsh Interpretive Center included themes focused on water, species, and the marsh habitat. Five weeks of Young Explorers Science Camp are offered for 4–6 year olds as well as four weeks of Marsh Explorers Science Camp for youth 7–9 years. Youth investigated the natural world through experiments, individual projects and engaging science learning.

Play Center

In partnership with First 5 Humboldt, the Arcata Play Center offers a safe comfortable environment for families to meet and share parenting and play experiences with their infants/children up to five years of age. Play Center meets at the D St. Neighborhood Center Monday through Wednesdays from 10am - 12pm. A \$3 daily drop-in donation per child is requested, but not required. Throughout the year, families are provided with workshops addressing nutrition, car seat safety, health and wellness, parenting support and developmental stages. Play Center benefits from HSU student volunteers and interns.

In 2019, Play Center received funding through First 5 Humboldt County, Humboldt County Office of Education and Humboldt County Department of Health and Human Services. With this funding, staff worked to change the culture and community understanding of early childhood screening and developmental milestones through education and access to questionnaires and resources and offered an infant focused weekly playgroup for caregivers and children under one as well as an Infant Massage Class. Play Center Fundraisers also provided \$1,622 in participant donations and \$536 from Pop-Up Shop/Auction Events.



Redwood Day Camp

The Recreation Division finished another very successful year of Redwood Day Camp. Full-Day and Morning-Only spots were offered. The Full-Day fee was \$150/week (\$161 non-resident), and \$110/week (\$121 non-resident) for Morning-Only. A total of 1041 youth participated in daily activities including arts & crafts, games, and fieldtrips. Redwood Day Camp also held two overnights in the Redwood Lodge, at Redwood Park. The program employed twelve seasonal staff.

The City of Arcata again offered low element Challenge Course activities one day a week for the ten weeks of Camp. In addition, children can swim weekly at the Arcata Community Pool and go on fieldtrips to areas of interest such as the Humboldt Bay Coast Guard Station and Minor Theater. Nature Joe visited camp and the Arcata Police Department hosted their annual hot dog lunch with campers during our Superheroes week.

Redwood Day Camp also serves as a distribution site for the USDA and Department of Education's Food for People Summer Food Service Program. This past year 724 lunches were served, free of charge, to local youth.



Skate Camp

At Skate Camp youth, ages 6-14 years, of all skill levels learn how to be safe and have fun at our local skate park. Instructed in partnership with AMPT Skate Shop, this program focuses on park safety, etiquette, street and vert riding, and style. Youth strengthen their skills during five, weeklong sessions.

Theater Camp

Theater Camp participants, ages 9 to 14 years, tell stories, play theater games and learn about stagecraft in the fresh air under the Redwoods. All skill levels are welcome. Themes include Improv, Physical Theater, Melodrama/Musical Theater, and Shakespeare/Classics. Each Friday features a camp performance for family and friends!



Contract Classes

A number of classes are offered through the Recreation Division by individual contractors. Contractors plan, organize, and supervise classes. They receive 60% of the revenue. The 40% of revenue retained by the Division is used to offset the cost of advertising, facility use, registration, and administration. Contract Classes had 441 participants in 2019.

Youth Development Scholarship Fund

The Youth Development Scholarship Fund provides fee reductions to youth from low-income families. The fund relies solely upon grants, donations, and fundraisers to provide this invaluable service to the community. In 2019, Arcata Recreation provided 30% fee reductions to all youth of qualifying families. During 2019, 325 scholarships were awarded for classes, programs, and camps providing a total of \$8,334 in assistance. These children attended Gymnastics classes, Summer Camps, Youth Basketball, Arcata Break Camp and Youth Contract Classes. Humboldt Sponsors, Humboldt Area Foundation, Six Rivers Bocce Club, and local residents and businesses donate to this fund. The Holiday Craft Market proceeds also support the Youth Development Scholarship Fund. Proceeds from Bowl of Beans support the Division's Youth Development Scholarship Fund for the Arts.



PARKS AND FACILITIES DIVISION

The Parks & Recreation Divisions share the responsibility of renting City facilities and supporting community events, activities and tournaments. The Parks and Facilities Division maintains, prepares and supports activities scheduled at the City's buildings, parks and sports fields. The Parks and Facilities Division includes nine full-time and numerous part-time employees. In addition, community members continue to volunteer with the Adopt-A-Park Program and provide ongoing maintenance and community beautification.

The Parks and Facilities Division responsibilities include design, development, landscaping and maintenance of Arcata's City parks and facilities. The Division maintains 30 open space areas totaling 106 acres. This system includes neighborhood and community parks, 15 playgrounds, nine athletic fields, special use and linear parks (tennis, skateboarding, bocce, pickle ball, greenways), non-motorized trail systems, family picnic areas, community gardens and farm, the downtown Plaza and open space areas. Appendix 2 lists City Park amenities and regulations. The Parks and Facilities division cleans and maintains City buildings and landscaping, parking lots, pedestrian corridors, roadway and sound-wall landscaping, and provides graffiti abatement. Vandalism clean-up/ repair also falls to the Parks and Facilities Division.

This year the Parks Department completed the Arcata Ball Park upgrade - new bleachers, press box and improved ADA access. The Parks Division continues to work to develop Carlson Park, in the Mad River Business Park. With a 30% design and CEQA completed, the City is currently looking for grant funds. In 2019, a new basketball court was constructed at Valley West Park. Concrete work on the futsal court at the Arcata Community Center was completed as well. Surfacing and fencing for the court is scheduled for summer of 2020. With completion of the 30% design for upgrades to Redwood Park, City staff will be initiating CEQA and seeking funds for implementation. The City also completed the planning and preliminary design for the Annie Mary trail that will eventually connect Arcata to Blue Lake along the historic Annie Mary Rail corridor.

Field Rentals and Use

The City accommodated 2,303.75 hours of the requested 2,303.75 hours of field time in 2019. Often groups call in to check availability prior to submitting a written request and are informed it is already scheduled. This unmet need is not reflected in the table below. This year there were 434.5 hours of rainouts resulting in 1,869.25 field reservation hours. See Appendix 3 for complete information on field reservations and use.

The Parks Division maintains nine sports fields and courts that are used by a variety of groups for practice, tournaments, and league play in softball, baseball, soccer, ultimate frisbee, tennis, pickleball and bocce. The City operates four baseball/softball fields: The Arcata Ball Park, Sports Complex North and South and Pacific Union Park. Multi-use fields include the Pacific Union Field (two "under 12"/one full-size soccer) and the Sports Complex (two full-size fields/one "under 12").

Total Field Reservations Hours by Field – Table C

	Ball Park	SCN Softball	SCS Softball	SCE Soccer	SCW Soccer	SC 3rd Soccer	Pacific Union	Grand Total
Requested	678.25	526.5	469	91	225.5	2.5	311	2,303.75
Scheduled	678.25	526.5	469	91	225.5	2.5	311	2,303.75
Rainouts	132.5	126	126	12	30	0	8	434.5

Many organizations use the fields maintained by the City. Groups include: Humboldt Crabs, Arcata High School (AHS), Humboldt State University (HSU), College of the Redwoods, Mad River Softball Association (MRSA), Arcata Little League (ALL), Senior Softball, Special Olympics, Humboldt Soccer League (HSL), Eagles Baseball, Football Club Samoa, USTA/Humboldt Tennis, US Coast Guard, Temple Beth El, North Coast Preparatory Academy, Humboldt Fast Pitch Softball Association, Northern Humboldt Steelheads, Pacific Union School, Jacoby Creek School and Mad River Youth Soccer League (MRYSL), Humboldt Soccer Academy, and American

Legion Baseball. Additionally, the tennis courts were reserved for 351.5 hours and served 961 participants. Revenue for field/court/plaza use totaled \$67,644.42. Summer, then fall was the most heavily used season.



Buildings

The City provides seven buildings for rent: The Arcata Community Center, Redwood Lodge, Redwood Lounge, Arcata Marsh Interpretive Center, D St. Neighborhood Center, the Library Conference Room and the Judo Hut. The Parks and Facility Division maintains these buildings as well as City Hall, the Library, Transit Building, Arcata Resource Center and Public Works Annex.

Building Rentals and Use

During 2019, city buildings were used for many community and private events. Those events were held at the Arcata Community Center, Redwood Lodge, Library Conference Room, Redwood Lounge, Redwood Park Picnic Area, Larson Park Gazebo, D St. Neighborhood Center, Judo Hut and the Arcata Marsh Interpretive Center. City Hall and the Transit Center provide daily services to the community. Table D shows the number of hours each facility was used, the revenue generated from building rentals and the amount of people attending. For a complete breakdown of facility use by building, see Appendices 4-9.

Arcata Community Center

The Arcata Community Center was the site for many programs, activities, and community rentals this year. Throughout the year, the facility was scheduled for events such as wedding receptions, graduation parties, and fundraisers for local non-profit agencies. Recreation Division also held many classes and programs while other departments and joint-use partners used the building as well. The Senior Resource Center scheduled many activities in the Community Center, including the lunch program, table screenings, movies, and card games. See Table D, for a breakdown of the hours used by facility users.

Annual Facility Use, Reservations and Revenues – Table D

Facility	Total Hours	City Use / Snr Program	Rental Hours	# of Rentals	Revenue	Rental Attendance
City Hall	1992	1992	0	0	\$0	N/A
Arcata Community Center	7,287.75	6,014.25	1,273.501	101	\$42,878.15	22,665
Larson Park Gazebo	96	0	96	18	\$699.25	597
Redwood Lodge/Picnic/Stage	1,754.75	1,287	467.75	59	\$5,298.28	2,368
Redwood Lounge	800	3	102	18	\$1,286.55	430
Judo Hut	776	776	0	0	\$0	0
Library Conference Room	757	640	117	33	\$2,476.19	947
D St. Neighborhood Center	1,610.75	1,208	402.75	79	\$14,493.62	6,722
Marsh Interpretive Center	2,801	83.5	3	1	\$114	50
Arcata Transit Center	1992	1992	0	0	\$0	N/A
Totals	19,867.25	13,995.751,18	2,462	309	\$67,246.04	33,779

Arcata Community Center Use – Table E

Program	Recreation Programs	Contract Classes	Drop-In Activities	Misc. City Meetings	Senior Program	Rental Hours / Schools	Total Hours
Hours	1,933.5	18	1,004.75	173.75	3,058	1099.75	7,287.75



Special Events

Special Events are community-coordinated events at City parks and facilities. Special Event Permits are required for any event at a city park, requires road closures, or extra city services. The Recreation Division handles the permitting process and coordinates setup and maintenance with the Parks Division. The Parks Division is responsible for facility and park preparation, coordination of sound, electrical and water use, and facility/park clean up. The Streets Division provides fencing and barricades for street closures. The Police Department may step up patrols in neighborhoods or in some cases actually assign officers to events.

Many events raise funds for local causes, non-profit agencies, or unique community needs. In addition to raising funds, special events, like Godwit Days and Kinetic Sculpture Race, give Arcata its unique flavor and attract many visitors annually. See Appendix 10 for a complete list of all Special Events in 2019.

Film Permits

The Recreation Division handles the film permitting process for the City of Arcata. There was one request for a film permit in 2019.

Plaza Vending Permits

The Recreation Division handles the plaza vending permitting process for the City of Arcata. There was one vendor plaza permit for a total of 27 days in 2019.

Bayside Park Farm



The Bayside Park Farm, which as the first CSA (Community Supported Agriculture) in Arcata, has provided the community with local and organic produce for 25 years. The farm is funded by community shareholders who receive a weekly share of the harvest.

The Bayside Park Farm demonstrates sustainable farming practices. Over the years, this farm has supported many generations of student farmers who have moved on to become some of our areas notable farmers.

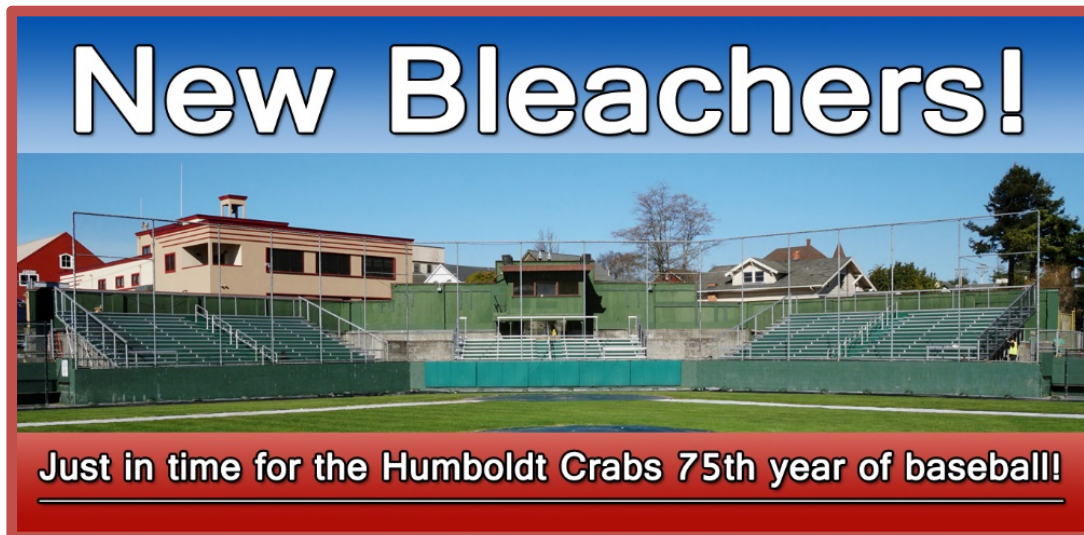
In 2019, the Farm supported 26 shareholders through the growing season (June through October). The Bayside Park Farm also offers winter "You-Pick" Shares (November through February), supporting 12 shareholders. In 2019, the Farm continued utilizing Interns. The farm also donates produce to Food for People, the local food bank and other community organizations.

Grants and Donations

The Recreation Division received \$54,227 in donations and grants during 2019.

- ❖ Youth Development Scholarship Fund Donations Totaled: \$12,162
 - Humboldt Sponsors Donation \$2,000
 - Humboldt Area Foundation Donation \$1,750
 - Holiday Craft Market Raised \$8,412
- ❖ First 5 Humboldt County granted \$16,750 to the Play Center Program
- ❖ Humboldt County Office of Education granted \$908 to Arcata Play Center Nutrition Program
- ❖ Humboldt County Department of Health and Human Services granted \$6,419 to Arcata Play Center Ages and Stages Developmental Screening efforts
- ❖ Humboldt County Department of Health and Human Services granted \$4,798 to Arcata Play Center Infant Programs
- ❖ Play Center Fundraisers \$1,622 (Participants)+ \$536 (Pop-Up Shop & Auction Events)
- ❖ Youth Basketball Sponsorships totaled \$8,775
- ❖ Special Olympics Young Athlete \$300
- ❖ Martin Luther King Fundraiser - Bowl of Beans \$1,957

In 2019, the Parks Department received an anonymous donation of \$30,000 to supplement the current donation of \$317,102 to construct a Futsal court at the Arcata Sports Complex. Construction on this project, initiated in 2019, and will be completed in 2020.



Collaborations and Community Partners

The success of many recreation and park activities would not be possible without assistance from long standing community partners who risk both succeeding and/or failing with us. During 2019, the Parks and Recreation Divisions collaborated with the following organizations:

Adopt-A-Park Program

Through the Adopt-A-Park program, community members and service groups volunteer their time and resources to perform weekly clean up, exotic species removal, tree planting, painting, building maintenance, and landscape beautification. All City parks are included in this program.

AMPT Skate Shop

Ampt Skate Shop partners with the City to staff, sponsor, and provide protective gear for youth during Skate Camp sessions at the Arcata Skate Park.

Arcata Elementary School District

Arcata Elementary School District continued to be a strong supporter of Recreation Programs. They allow us to utilize their gymnasium for Youth Basketball when necessary. Sunny Brae Middle School held their eighth grade graduation ceremonies for the 13th year at the Arcata Community Center. The Recreation Division collaborates with Arcata Elementary to host the Annual Bowl of Beans Fundraiser. In addition, Arcata Elementary utilized the D Street Neighborhood Center for a talent show held in May. Also in May, the Arcata Community Center was the site of the school's RADD event.

Arcata Chamber of Commerce

The Arcata Chamber of Commerce puts on the 4th of July Jubilee event on the Plaza.

Arcata Mainstreet

We continue to coordinate Winter Holiday events with Arcata Mainstreet. Arcata Mainstreet showcases the plaza annually with the Oyster Festival, which is estimated to bring 12,000 people to the plaza each year. This year Mainstreet held the second annual Fairy/Faery Festival, 2nd annual Dia de los Muertos, and added the Downtown Block Party event.

California Conservation Corps

The California Conservation Corps assisted with Bowl of Beans and plantings and invasive species removal.

Community Volunteer Supported Activities

The Recreation Division hosts several different Community Volunteer Supported Activities; Badminton, Basketball, Community Song Circle, Hula Dance, Samba Drumming, Table Tennis, Ukulele, and Volleyball. These groups meet on a weekly basis and allow players and singers of all ages and skill levels to participate. Very dedicated volunteers staff the activities allowing the City to offer these programs for a minimal drop-in fee.

First Five Humboldt

First Five Humboldt provides funding, educational and training resources, parent workshops and program staff support for the Arcata Play Center.

Fire Arts Center

City Arts programming is supported by the Fire Arts Center through the generous donation of bowls sold at the annual Bowl of Beans Benefit.

Food for People, Inc.

The Recreation Division was fortunate to partner with Food for People to supply lunches again during the summer at Redwood Park. The lunches supplied by Food for People and served by City of Arcata Recreation staff are available to any child in our community.

Humboldt County Office of Education

A group from the Humboldt County Office of Education assists with the maintenance of the City Hall parking lot, planters and roundabouts. Additionally, the Recreation Division partnered with HCOE to update and highlight local quests through the Redwood Edventures Program.

Humboldt Crabs

The Humboldt Crabs continued their partnership with the City of Arcata assisting with the support of capital improvement projects. The Humboldt Crabs estimate that they have over 30,000 attendees annually.

Humboldt State University

The HSU Sierra Club/Natural Resources Club continued their involvement performing trail renovation, tree planting, and exotic species removal. Our partnership with the Kinesiology and Recreation Administration Departments provides internships and special projects.

Jacoby Creek School

Jacoby Creek School provides gymnasium space for recreation basketball and other programs throughout the year. They are very helpful and flexible in the scheduling of the facility as we each work towards maximizing gym use during peak seasons. The cross country/track teams at Jacoby Creek School use fields at the Arcata Sports Complex for practices throughout the year and for the County Cross Country Championship in October. Additionally, the boys' and girls' basketball teams have used the Arcata Community Center throughout the year for practices and occasional tournaments.

The Minor Theatre

The Minor Theater supports Friday Night Flicks at the Arcata Ball Park offering 2 nights of movies under the stars or in the fog for the community.

Native Plant Society

Californian Native Plant Society volunteers continue to maintain the landscaping along the 7th Street walkway leading to the Arcata Community Center and at the Arcata Marsh Interpretive Center.

North Coast Community Garden Collaborative

The collaborative operates as a support network of and for community gardeners on California's north coast. The North Coast Community Garden Collaborative (NCCGC) works to bring community partners, gardens and gardeners together to improve access to affordable, healthy, fresh and culturally appropriate foods. NCCGC develops and delivers a monthly newsletter and provides community gardeners with opportunities for garden gatherings, educational events and sharing of resources.

Pacific Union School District

The Recreation Division is fortunate to receive time in the Pacific Union school gym for our basketball program and in turn, Pacific Union used the Arcata Community Center for their awards night as well as graduation. The Pacific Union Field is also utilized for Physical Education classes and PUSD hosts a cross-country race at the Arcata Marsh annually.

Plaza Garden Club

Through the Adopt-A-Park program, various Arcata businesses assist with planting and maintaining Plaza flowerbeds.

Senior Resource Center

The Senior Resource Center utilizes the Arcata Community Center to serve lunches and provide social activities to seniors. Additionally, various rooms in the Arcata Community Center are utilized for weekly senior exercise and health screenings.

Special Olympics of Northern California

Special Olympics partnered with the Recreation Division to host the Annual Bocce Bonanza for local High School students with differing abilities at the Larson Park Bocce Courts and to provide the Young Athletes program for children ages 3 to 7.

United States Tennis Association

The USTA is the national governing body for the sport of tennis.

Friday Night Flicks at the Arcata Ballpark!



Parks and Recreation Committee: Accomplishments and Work Plan

Year 2019 Committee Members: Nancy Stark (January – July) & Sheldon Heath (August – December) - Chair; Deborah Coles, (January – July) & Nancy Stark (August – December) Vice-Chair; Zane Brotherton; Emily Michaels; Steven Martin; and Jayne McGuire.

Parks and Recreation Committee Recommendations to the City Council:

- ❖ Supported polling for an Open Space Funding Mechanism parcel tax to be levied for 15 years, and moving it to a vote if polling shows it likely to be successful; and to develop a protocol that would give structure on how funds would be used to be equitably distributed between open space, parks and recreation, wetlands and creeks and forest management.
- ❖ Adopted a meeting schedule to meet on the second Wednesday of odd-numbered months for January through December of 2019 located in the Council Chambers.
- ❖ Appointed Jayne McGuire as the Parks and Recreation Committee representative to the Plaza Improvement Task Force.
- ❖ Recommended following the guidelines set forth by the State for all trail and bikeways and revisiting the issue as needed if concerns arise on city trails.

Parks and Recreation Committee Accomplishments:

- ❖ Continued to support summer camp and year round recreational programs
- ❖ Approved a final concept design and development of 30% design for Redwood Park with additional parking where possible.
- ❖ Reviewed proposed design and supported mini upgrade to the skate park.
- ❖ Supported completion of the Valley West basketball court.
- ❖ Provided recommendations to the Plaza Improvement Task Force on programming, beautification and infrastructure, safety and economic development improvements.
- ❖ Supported Carlson grant submittal for \$1.3 million based on the community feedback 30% design concepts.
- ❖ Supported final design for Shay Park and City phase 1 construction plan for multiuse court and courtyard area.
- ❖ Support the Annie and Mary Trail Planning and Public engagement process.
- ❖ Supported completion of the Futsal Court development at the Arcata Community Sports Complex
- ❖ Worked with the Forest Management Committee and interested community groups to incorporate the Forsyth property into the Arcata Community Forest and maintain current mountain biking and disc golf uses as appropriate.
- ❖ Supported bleacher, press box and ADA improvements to the Ball Park.

The Committee and the Parks and Recreation Divisions have a comprehensive work plan for the upcoming year. Our projects include:

1. Explore options for additional recreational improvements and programs in the Valley West Area
2. Seek funding for Redwood Park engineering, design, and implementation of improvements as funding allows
3. Continue to explore ways to generate additional revenue to support City parks, facilities, and recreation programs including looking into reassessing the residential construction tax rate
4. Continue Youth and Adult recreational programming and opportunities to expand to meet the community's needs including special needs citizens and seniors
5. Work with Community Development staff to update the Parks & Recreation element of the General Plan
6. Further explore with other committees (Wetlands & Creeks and Forest Management Committees) how best to support Open Space/Parks ballot initiative for the 2020 elections and develop a protocol on how funds would be equitably distributed between open space, parks and recreation, wetlands and creeks and forest management.
7. Support development of Plaza Programming options as identified by Plaza Improvement Task Force
8. Support Carlson Park development as funding allows
9. Resurface Larson Park tennis Courts including with pickle ball lines
10. Support trail and disc golf upgrades to Community Forest Forsyth property acquisition as approved by Parks and Rec and Forest Management Committees
11. Support staff efforts to seek funds for final design and implementation of the Annie and Mary Trail
12. Review and provide feedback on relevant development proposals
13. Identify and apply for funding for additional improvements for Shay Park (playground/exercise equipment)
14. Support opportunities to provide safer bicycle and pedestrian use along South I Street from Samoa Blvd to the first Marks and Wildlife Sanctuary Parking lot.
15. Continue to work towards incorporating slacklining in appropriate public spaces

The Committee wants to thank the Council for their support this past year. We are excited about the community's upcoming projects and improving our communication with other City Committee's and the Council.



APPENDICES

Appendix 1	Drop-In Activities 2019
Appendix 2	Arcata Park Amenities and Regulations
Appendix 3	Field Hours 2019
	Arcata Ball Park Field Use
	Sports Complex – North Field Use
	Sports Complex – South Field Use
	Sports Complex – East Field Use
	Sports Complex – West Field Use
	Sports Complex – 3 rd Field Use
	Pacific Union Field Use
	Rainouts – All Fields
	Reservation Hours by Field
Appendix 4	Arcata Community Center Rentals 2019
Appendix 5	D St. Neighborhood Center Rentals 2019
Appendix 6	Redwood Lodge and Picnic Area, Redwood Lounge and Stage Area Rentals 2019
Appendix 7	Larson Gazebo, Bocce and Tennis Court Rentals 2019
Appendix 8	Library Conference Room Rentals 2019
Appendix 9	Overall Facility Use 2019
Appendix 10	Special Events 2019

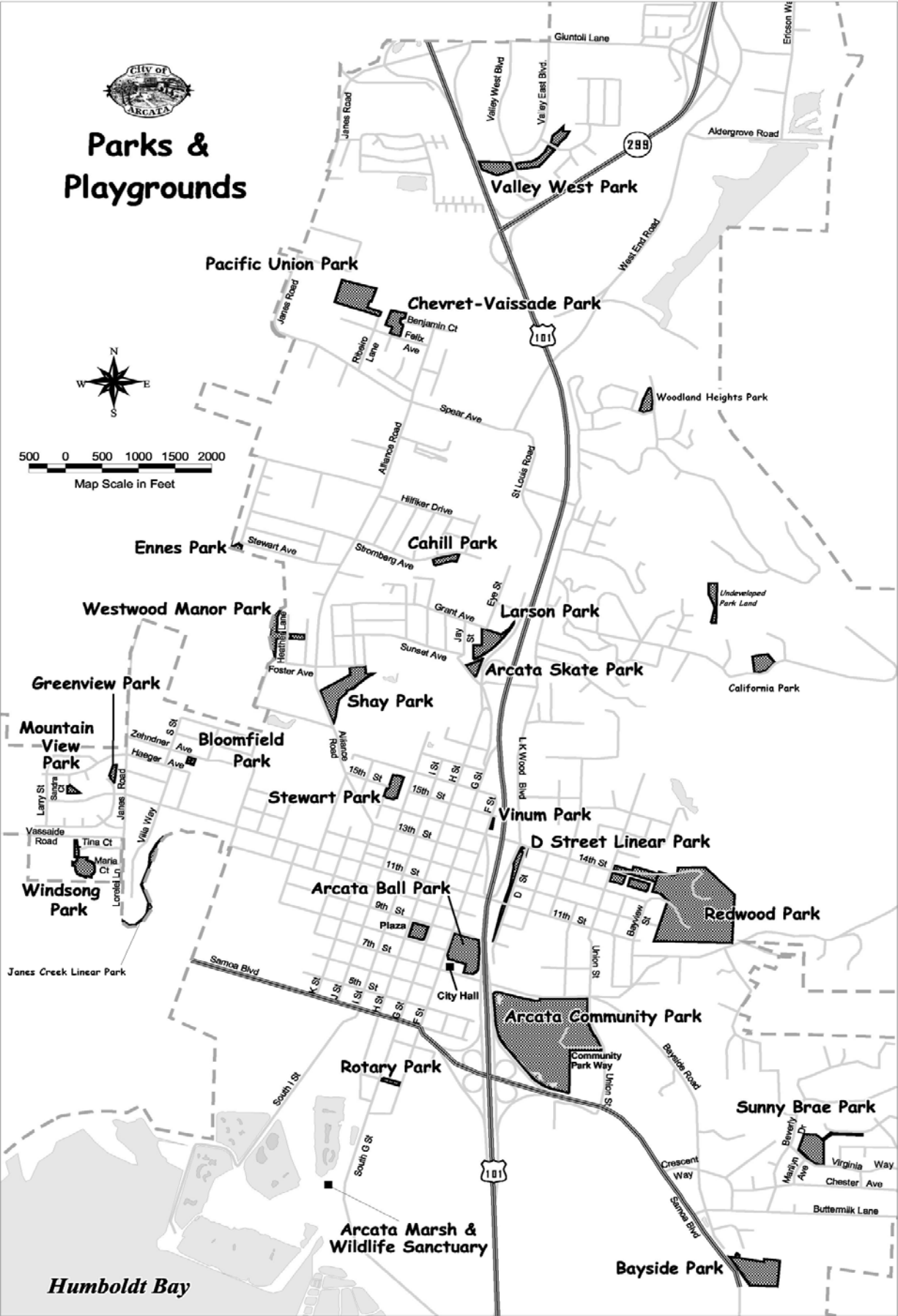
Appendix 1 - Drop-In Activities 2019

DROP-IN														
	Jan.	Feb.	March	April	May	June	July	August	Sept.	Oct.	Nov.	Dec.	Total	
Drumming/Dance	\$ 57	\$ 147	\$ 123	\$ 63	\$ 75	\$ 72		\$ 114	\$ 147	\$ 51	\$ 36	\$ 72	\$ 957	
	19	49	41	21	25	24		38	49	17	12	24	319	
Basketball	\$ 45	\$ 134	\$ 232	\$ 353	\$ 117	\$ 170	\$ 91	\$ 9	\$ 39	\$ 51	\$ 78	\$ -	\$ 1,319	
	16	53	75	106	43	59	32	3	13	17	27	0	444	
Volleyball	\$ 450	\$ 226	\$ 141	\$ 172	\$ 15	\$ 9	\$ 78	\$ 27	\$ 105	\$ 165	\$ 158	\$ 39	\$ 1,585	
	154	75	62	69	5		30	9	35	64	48	12	563	
Table Tennis	\$ 128	\$ 89	\$ 142	\$ 45	\$ 65	\$ 32	\$ 198	\$ 87	\$ -	\$ 42	\$ 12	\$ 63	\$ 903	
	39	52	53	47	45	50	57	46	36	41	34	50	550	
Badminton	\$ 139	\$ 152	\$ 275	\$ 118	\$ 112	\$ 29	\$ 62	\$ 15	\$ 3	\$ 59	\$ -	\$ -	\$ 964	
	47	59	77	53	34	15	30	8	9	20	3	0	355	
Futsal	\$ -	\$ 178	\$ 103	\$ -	\$ -	\$ -	\$ -	\$ -	\$ -	\$ -	\$ -	\$ -	\$ 281	
	0	61	35	0	0	0	0	0	0	0	0	0	96	
Scrabble	\$ -	\$ -	\$ -	\$ -	\$ -	\$ -	\$ -	\$ -	\$ -	\$ -	\$ -	\$ -	\$ -	
	0	0	0	0	0	0	0	0	0	0	0	0	0	
Ukulele/Hula	\$ 173	\$ 236	\$ 152	\$ 129	\$ 167	\$ 250	\$ 144	\$ 125	\$ 136	\$ 103	\$ 144	\$ 196	\$ 1,955	
	91	106	100	102	72	87	84	86	77	60	59	59	983	
Pickle Ball	\$ 264	\$ 75	\$ 114	\$ 64	\$ 42	\$ 77	\$ 87	\$ 9	\$ 19	\$ 26	\$ 65	\$ 122	\$ 964	
	90	59	33	31	17	33	37	15	19	4	27	50	415	
Yoga/ Meditatio	\$ -	\$ -	\$ -	\$ -	\$ 21	\$ 56	\$ 42	\$ 15	\$ 18	\$ 59	\$ 24	\$ 20	\$ 255	
	0	0	0	0	7	13	14	5	6	15	16	\$ 2.00	78	
Nerf War	\$ 201	\$ 168	\$ 102	\$ 141	\$ 60	\$ 69	\$ 102	\$ 90	\$ 129	\$ 87	\$ 126	\$ -	\$ 1,275	
	67	56	34	47	20	23	14	30	43	29	42	0	405	
Total Income	\$ 1,457	\$ 1,237	\$ 1,384	\$ 1,085	\$ 674	\$ 764	\$ 804	\$ 491	\$ 596	\$ 643	\$ 643	\$ 512	\$ 10,290	
Total Participants	523	570	510	476	268	304	298	240	287	267	268	197	4208	
Total Classes	42	46	48	49	39	44	44	32	35	36	32	31	478	

Arcata Parks

[illegible]

Appendix 2 - Arcata Park Amenities and Regulations



Appendix 3 - Field Hours 2019

Field Reservation Hours by Field																														
	March			April			May			June			July			August			September			October			November			Total		
	Req.	Allocated	Rain outs	Req.	Allocated	Rain outs	Req.	Allocated	Rain outs	Req.	Allocated	Rain outs	Req.	Allocated	Rain outs	Req.	Allocated	Rain outs	Req.	Allocated	Rain outs	Req.	Allocated	Rain outs	Req.	Allocated	Rain outs	Req.	Allocated	Rain outs
Ball Park	0	0	0	71.5	71.5	48.5	112.25	112.25	60	135.5	135.5	0	182.5	182.5	0	34.5	34.5	0	80	80	8	57	57	16	5	5	0	678.25	678.25	132.5
Sports Complex North - Softball	0	0	0	16	16	0	145.5	145.5	120	83	83	0	108	108	0	73.5	73.5	0	72	72	6	28.5	28.5	0	0	0	0	526.5	526.5	126
Sports Complex South - Softball	0	0	0	0	0	0	120	120	120	82	82	0	93	93	0	73.5	73.5	0	72	72	6	28.5	28.5	0	0	0	0	469	469	126
Sports Complex East - Soccer	0	0	0	11	11	11	17.5	17.5	1	2	2	0	3	3	0	8	8	0	26	26	0	19.5	19.5	0	4	4	0	91	91	12
Sports Complex West - Soccer	0	0	0	22	22	22	52	52	8	41	41	0	38	38	0	19	19	0	29	29	0	17.5	17.5	0	7	7	0	225.5	225.5	30
Sports Complex 3rd - Soccer	0	0	0	0	0	0	0	0	0	0	0	0	2.5	2.5	0	0	0	0	0	0	0	0	0	0	0	0	2.5	2.5	0	
Pacific Union- Softball	0	0	0	0	0	0	3	3	0	17	17	0	0	0	0	7	7	0	0	0	0	0	0	0	0	0	27	27	0	
Pacific Union- Soccer West	0	0	0	0	0	0	0	0	0	0	0	0	0	0	0	30	30	0	64	64	4	48	48	0	0	0	0	142	142	4
Pacific Union- Soccer East	0	0	0	0	0	0	0	0	0	0	0	0	0	0	0	30	30	0	64	64	4	48	48	0	0	0	0	142	142	4
Total	0	0	0	120.5	120.5	81.5	450.25	450.25	309	360.5	360.5	0	427	427	0	275.5	275.5	0	407	407	28	247	247	16	16	16	0	2303.75	2303.75	434.5

Field Reservations Hours by User Group and Field

	March			April			May			June			July			August			September			October			November			Total		
	Req.	Allocated	Actual Play	Req.	Allocated	Actual Play	Req.	Allocated	Actual Play	Req.	Allocated	Actual Play	Req.	Allocated	Actual Play	Req.	Allocated	Actual Play	Req.	Allocated	Actual Play	Req.	Allocated	Actual Play	Req.	Allocated	Actual Play	Req.	Allocated	Actual Play
ARD- Sports Complex/BP	0	0	0	0	0	0	0	0	0	0	0	0	2.5	2.5	2.5	15	15	15	10	10	10	0	0	0	0	0	0	27.5	27.5	27.5
Arcata High - Ballpark	0	0	0	26	26	8	85	85	25	0	0	0	0	0	0	0	0	0	0	0	0	0	0	0	0	0	111	111	33	
Sports Complex	0	0	0	0	0	0	84	84	18	0	0	0	0	0	0	0	0	0	0	0	0	0	0	0	0	0	84	84	18	
Arcata Little League - BP	0	0	0	0	0	0	0	0	0	0	0	0	0	0	0	0	0	0	0	0	0	0	0	0	0	0	0	0	0	
Sports Complex	0	0	0	0	0	0	0	0	0	0	0	0	0	0	0	0	0	0	0	0	0	0	0	0	0	0	0	0	0	
PU Softball	0	0	0	0	0	0	0	0	0	0	0	0	0	0	0	0	0	0	0	0	0	0	0	0	0	0	0	0	0	
FC Samoa - Sports Complex	0	0	0	9	9	0	35	35	35	6	6	6	0	0	0	5	5	5	7	7	7	3	3	3	11	11	11	76	76	67
PU Soccer West	0	0	0	0	0	0	0	0	0	0	0	0	0	0	0	0	0	0	0	0	0	0	0	0	0	0	0	0	0	
PU Soccer East	0	0	0	0	0	0	0	0	0	0	0	0	0	0	0	0	0	0	0	0	0	0	0	0	0	0	0	0	0	
HSL - Sports Complex	0	0	0	24	24	0	34.5	34.5	25.5	0	0	0	6	6	6	17	17	17	28	28	28	17	17	17	0	0	0	126.5	126.5	93.5
HSU - Ballpark	0	0	0	32.5	32.5	2	0	0	0	0	0	0	0	0	0	0	0	0	21	21	21	42	42	33	2	2	2	97.5	97.5	58
Sports Complex	0	0	0	0	0	0	0	0	0	0	0	0	0	0	0	0	0	0	30	30	30	0	0	0	0	0	0	30	30	30
Humboldt Crabs - Ball Park	0	0	0	13	13	13	12.25	12.25	12.25	127.5	127.5	127.5	182.5	182.5	182.5	24.5	24.5	24.5	0	0	0	0	0	0	0	0	0	359.75	359.75	359.75
Sports Complex	0	0	0	0	0	0	0	0	0	0	0	0	0	0	0	0	0	0	0	0	0	0	0	0	0	0	0	0	0	
Jacoby Creek - SC	0	0	0	0	0	0	0	0	0	0	0	0	0	0	0	0	0	0	0	0	28	28	28	0	0	0	28	28	28	
MRYSL - Sports Complex	0	0	0	0	0	0	0	0	0	35	35	35	35	35	35	0	0	0	0	0	0	0	0	0	0	0	0	70	70	70
PU Soccer West	0	0	0	0	0	0	0	0	0	0	0	0	0	0	0	30	30	30	66	66	60	48	48	48	0	0	0	144	144	138
PU Soccer East	0	0	0	0	0	0	0	0	0	0	0	0	0	0	0	30	30	30	66	66	60	48	48	48	0	0	0	144	144	138
MRSA - Sports Complex	0	0	0	0	0	0	96	96	0	64	64	64	174	174	174	134	134	134	130	130	122	40	40	40	0	0	0	638	638	534
PU Softball	0	0	0	0	0	0	0	0	0	0	0	0	0	0	0	0	0	0	0	0	0	0	0	0	0	0	0	0	0	
MRGFSA/Hum. Fast Pitch - SC	0	0	0	16	16	16	85.5	85.5	7.5	95	95	95	15	15	15	0	0	0	0	0	0	0	0	0	0	0	0	211.5	211.5	133.5
PU Softball	0	0	0	0	0	0	0	0	0	12	12	12	0	0	0	0	0	0	0	0	0	0	0	0	0	0	12	12	12	
American Legion - Ball Park	0	0	0	0	0	0	0	0	0	8	8	8	0	0	0	0	0	0	49	49	41	0	0	0	0	0	0	57	57	49
No. Hum Steelheads - Ballpark	0	0	0	0	0	0	3	3	3	0	0	0	0	0	0	0	0	0	0	0	0	3	3	3	3	3	3	6	6	6
PU softball	0	0	0	0	0	0	3	3	3	0	0	0	0	0	0	0	0	0	0	0	0	0	0	0	0	0	3	3	3	
Sports Complex	0	0	0	0	0	0	0	0	0	0	0	0	0	0	0	0	0	0	0	0	0	0	0	0	0	0	0	0	0	
PU School- Sports Complex	0	0	0	0	0	0	0	0	0	0	0	0	0	0	0	0	0	0	0	0	0	0	0	0	0	0	0	0	0	
PU Softball	0	0	0	0	0	0	0	0	0	5	5	5	0	0	0	0	0	0	0	0	0	0	0	0	0	0	5	5	5	
PU Soccer	0	0	0	0	0	0	0	0	0	0	0	0	0	0	0	0	0	0	0	0	0	0	0	0	0	0	0	0	0	
Senior Softball - SC	0	0	0	0	0	0	0	0	0	0	0	0	0	0	0	0	0	0	0	0	0	0	0	0	0	0	0	0	0	
PU Softball	0	0	0	0	0	0	0	0	0	0	0	0	0	0	0	0	0	0	0	0	0	0	0	0	0	0	0	0	0	
Other,Tourney, & Camp-BP	0	0	0	0	0	0	12	12	12	0	0	0	0	0	0	0	0	0	0	0	0	15	15	8	0	0	0	27	27	20
Other,Tourney,& Camp-SC, PU	0	0	0	0	0	0	0	0	0	8	8	8	12	12	12	20	20	20	0	0	0	6	6	6	0	0	0	46	46	46
Total	0	0	0	120.5	120.5	39	450.25	450.25	141.25	360.5	360.5	360.5	427	427	427	275.5	275.5	275.5	407	407	379	247	247	231	16	16	16	2303.75	2303.75	1869.25

Appendix 4 - Arcata Community Center Rentals 2019

Rentals				
Date	Hours	Organization	Revenue	# People
1/8-31/2019	18	NPA PE Class	\$ 681.72	300
2/5-28/2019	18	NPA PE Class	\$ 681.72	275
2/22-23/2019	19	Arcata Chamber Annual dinner	\$ 872.62	400
2/28/2019	4.5	Co-Op Board Meeting	\$ 155.50	30
3/5-28/2019	18	NPA	\$ 681.72	360
3/3/2019	3	Inside Sports	\$ 72.46	30
3/4/2019	2	AC Samoa	\$ 77.62	25
3/7/2019	4	North Coast Co-op	\$ 155.50	30
3/8,9/2019	18	Quinceanera	\$ 1,192.25	250
3/10/2019	3	Inside Sports	\$ 72.46	30
3/10/2019	2	AC Samoa	\$ 77.62	25
3/11/2019	2	AC Samoa	\$ 77.62	25
3/12/2019	1	Union St.	\$ 51.75	50
3/13/2019	1	Union St.	\$ 51.75	50
3/14,15/2019	17	Redwood Logging Conference	\$ 872.63	600
3/17/2019	5	Union St. Potluck	\$ 855.50	240
3/17/2019	2	Northern Humboldt Steelheads	\$ 72.45	20
3/18/2019	2	AC Samoa	\$ 77.62	25
3/22/2019	14	PU Fundraiser	\$ -	300
3/23/2019	16	JCCEF	\$ 759.00	250
3/24/2019	2	AC Samoa	\$ 77.62	25
3/24/2019	3	Inside Sports	\$ 155.25	30
3/24/2019	2	Northern Humboldt Steelheads	\$ 72.45	20
3/25/2019	2	AC Samoa	\$ 77.62	25
3/28/2019	4	North Coast Co-op	\$ 155.50	30
3/30/2019	15	Seed Exchange	\$ 1,080.75	1500
3/31/2019	3	Inside Sports	\$ 72.46	30
3/31/2019	2	AC Samoa	\$ 77.62	25
4/5-6/2019	22	Engineers without Borders- Homebrew Fest	\$ 986.25	750
4/2-30/2019	12	NPA PE Class	\$ 454.48	200
4/7/2019	2	Inside Sports	\$ 72.46	50
4/8/2019	9	Humboldt County Job Fair	\$ -	200
4/14/2019	2	Inside Sports	\$ 72.46	50
4/18-21/2019	52	Godwit Days	\$ -	1600
4/27/2019	13	HASA Fundraiser	\$ 700.00	350
4/28/2019	2	Inside Sports	\$ 72.46	50
5/1-30/2019	18	NPA PE class	\$ 681.72	300
5/3/2019	15	Rotary Taste of Spring	\$ 777.75	600
5/4/2019	15	ArMack Gala	\$ 777.75	300
5/9/2019	8	NPS Meeting	\$ -	150
5/11/2019	2	Islamic Center	\$ 77.63	50
5/11-12/2019	10	Healthsport	\$ 517.50	40
5/13/2019	8	Humboldt County Caregiver	\$ -	200

Appendix 4 - Arcata Community Center Rentals 2019

Rentals				
Date	Hours	Organization	Revenue	# People
5/18/2019	12	AIGC	\$ 891.38	500
5/20/2019	2	MRSA	\$ 114.00	25
5/21/2019	1.5	AC Samoa	\$ 54.35	25
5/30/2019	3	North Coast CO-OP	\$ 134.75	30
6/1/2019	18	Baptism	\$ 1,037.00	200
6/4/2019	2	Prayers- Holiday	\$ 103.50	50
6/4/2019	1.5	NPA PE	\$ 56.81	30
6/7-8/2019	21	Quinceanera	\$ 1,113.00	200
6/10/2019	6	Pacific Union Dessert/Awards	\$ -	300
6/11/2019	1	MRSA Meeting	\$ 57.00	40
6/12/2019	12.5	Pacific Union Graduation	\$ -	500
6/13-14/2019	20	Tigers Inc. AHS Safe & Sober	\$ 1,361.25	300
6/14/2019	18	SBMS Graduation	\$ -	850
6/22-23/2019	20	Quinceanera	\$ 1,244.00	280
6/28-29/2019	23	Quinceanera	\$ 1,295.75	400
7/3-31/19	12	AAU Vball	\$ 465.84	175
7/1-10/19	8	AAU Vball	\$ 310.52	60
7/11/2019	4.5	Co-Op Meeting	\$ 155.50	40
8/2/2019	7	Quinceanera set-up	\$ 363.25	50
8/3/2019	22	Quinceanera	\$ 1,039.00	200
8/5-7/2019	3	AAU Vball	\$ 116.46	40
8/8/2019	4	MRYSL Meeting	\$ 252.75	100
8/28/2019	3.75	Co-Op Meeting	\$ 155.50	30
9/5/2019	3	Co-Op Meeting	\$ 155.50	30
9/6-8/2019	29	Natural Fiber Fair	\$2,994.19	900
9/9,16,30/2019	6	Vball Clinic	\$ 217.35	30
9/3-30/2019	18	NPA PE Class	\$ 931.56	300
9/14/2019	20	Quincenera	\$1,244.00	250
9/22/2019	5	Memorial	\$ 302.50	50
9/27/2019	2	HSU Child Dev. Lab	\$ 174.94	50
9/27-28/2019	21	Pacific Union Volleyball	\$ -	600
10/7,14,21/2019	6	Vball Clinic	\$ 217.35	20
10/1-30/2019	18	NPA PE Class	\$ 931.56	325
10/5/2019	4	CHP Meeting	\$ -	20
10/10/2019	1.5	MRSA Meeting	\$ 57.00	20
10/12/2019	13	Concert	\$ 2,359.50	650
10/24,25/2019	16	Mad River Hospital	\$ 1,269.88	400
11/4,7/2019	4	Vball Clinic	\$ 144.90	20
11/1-29/2019	9	NPA PE Clas	\$ 465.78	120
11/6/2019	8	Humboldt County	\$ -	40
11/7/2019	5	Humboldt Area Foundation	\$ 361.69	50
11/13/2019	2	HSU	\$ -	20
11/15-17/2019	30	Loving Hands Institute	\$ 466.86	20

Appendix 4 - Arcata Community Center Rentals 2019

Rentals				
Date	Hours	Organization	Revenue	# People
11/21/2019	15	Taste of the Holidays	\$ 77.75	600
11/23-24/2019	18	Mushroom Fair	\$ 1,924.84	1200
12/5/2019	4	CO-OP Board Meeting	\$ 155.50	30
12/5/2019	14	DHHS- Foster Family Christmas	\$ -	300
12/6-8/2019	16	Coast Central CU Party	\$ 1,642.75	400
12/8/2019	6	Inside Sports	\$ 232.88	75
12/13-15-9/2019	40	Holiday Craft Market	\$ -	1,000
12/12/2019	15	Yurok Tribe Toy Give Away	\$ 796.00	175
12/19-20/2019	10	Yurok Tribe Staff Meeting	\$ 985.00	375
12/3-13/2018	6	NPA PE Clas	\$ 310.52	80
12/21/2019	14	Family Holiday Party	\$ 881.50	200
Total Rentals	996.8		\$ 42,878.15	22,665

Appendix 5 - D Street Neighborhood Center Rentals 2019

Rentals				
Date	Hours	Organization	Revenue	# People
1/18/2019	12	HSU Social Work Dept.	\$ 518.50	150
1/22/2019	2.5	Eureka Symphony	\$ 116.63	30
2/6/2019	6	State Water Board	\$ -	200
2/10/2019	7	Home Away from Home	\$ -	150
2/13/2019	6	NAACP	\$ 155.50	100
2/16/2019	3	Memorial Service	\$ 155.50	150
2/19/2019	3	Eureka Symphony	\$ 116.63	85
2/21/2019	6	NAACP	\$ 155.50	100
2/27/2019	6	NAACP	\$ 155.50	100
3/1/2019	5	Cub Scout Pack 95	\$ 288.38	140
3/16/2019	7.5	Redwood Region Audubon	\$ 295.50	150
3/22/2019	8	Northcoast Children's Services	\$ 295.50	25
3/23/2019	12	Humboldt Juggling Society	\$ 379.50	300
3/27-28/2019	13	Voyage School	\$ 394.00	15
3/29/2019	3	Humboldt Sings	\$ 116.63	85
4/6/2019	9	Humboldt Crabs	\$ 388.88	75
4/6/2019	4	Redwood Coast Montessori	\$ 116.63	150
4/7/2019	3.5	Humboldt Crabs	\$ 155.50	75
4/19/2019	4	DHHS Meeting	\$ -	80
5/3/2019	5	SBMS Battle of the Books	\$ -	50
5/3/2019	7	AES Talent Show	\$ -	150
5/11/2019	18	First communion Party	\$ 591.00	60
5/12/2019	3	Ecstatic Dance	\$ 116.63	50
5/18/2019	3	Graduation Party	\$ 155.50	50
5/18/2019	3	Islamic Center	\$ 116.63	50
5/19/2019	3	Ecstatic Dance	\$ 116.63	50
5/23-31/2019	33.5	Union Street School Play	\$ 1,508.64	500
5/25/2019	3	Islamic Center	\$ 116.63	50
5/26/2019	3	Ecstatic Dance	\$ 116.63	50
6/1/2019	5	Union Street School Play	\$ 388.88	200
6/1/2019	2.5	Islamic Center	\$ 116.63	100
6/2/2019	3.5	Ecstatic Dance	\$ 116.63	50
6/9/2019	3.5	Ecstatic Dance	\$ 116.63	50
6/16/2019	3.5	Ecstatic Dance	\$ 116.63	50
6/23/2019	3.5	Ecstatic Dance	\$ 116.63	50
6/30/2019	3.5	Ecstatic Dance	\$ 116.63	50
7/7/2019	3.5	Ecstatic Dance	\$ 116.63	50
7/14/2019	3.5	Ecstatic Dance	\$ 116.63	50
7/20/2019	11	Quincenera	\$ 591.00	100
7/21/2019	3.5	Ecstatic Dance	\$ 116.63	50
7/25/2019	4	DHHS-Public Health Meeting	\$ -	150
7/28/2019	3.5	Ecstatic Dance	\$ 116.63	50
8/4/2019	3.5	Ecstatic Dance	\$ 116.63	50

Appendix 5 - D Street Neighborhood Center Rentals 2019

Rentals				
Date	Hours	Organization	Revenue	# People
8/7/2019	3	Wedding Reception	\$ 155.50	37
8/11/2019	3.5	Ecstatic Dance	\$ 116.63	50
8/14/2019	5	Little Learners-Preschool Graduation	\$ 155.50	75
8/18/2019	3.5	Ecstatic Dance	\$ 116.63	50
8/25/2019	3.5	Ecstatic Dance	\$ 116.63	50
8/30/2019	8	CDHCD Meeting	\$ -	30
9/1/2019	3.5	Ecstatic Dance	\$ 116.63	50
9/8/2019	3.5	Ecstatic Dance	\$ 116.63	50
9/8/2019	3	Home Away from Home	\$ -	200
9/15/2019	3.5	Ecstatic Dance	\$ 116.63	50
9/19/2019	5.5	HSU Marketing	\$ 295.50	200
9/21/2019	4.5	Blue Lake Community Church	\$ 295.50	150
9/22/2019	3.5	Ecstatic Dance	\$ 116.63	50
9/29/2019	3.5	Ecstatic Dance	\$ 116.63	50
10/5/2019	3	Office of Jared Huffman	\$ -	30
10/6/2019	3.5	Ecstatic Dance	\$ 116.63	50
10/13/2019	3.5	Ecstatic Dance	\$ 116.63	50
10/17/2019	5	EDD State of California	\$ -	75
10/18/2019	8	First 5 Humboldt	\$ 388.88	60
10/18/2019	3	HSU children's Center	\$ 116.63	100
10/20/2019	3.5	Ecstatic Dance	\$ 116.63	50
10/27/2019	3.5	Ecstatic Dance	\$ 116.63	50
11/3/2019	3.5	Ecstatic Dance	\$ 116.63	50
11/7/2019	5	CO-Op Board Meeting	\$ 155.50	30
11/8/2019	5	HSU	\$ 394.00	60
11/10/2019	3.5	Ecstatic Dance	\$ 116.63	50
11/17/2019	3.5	Ecstatic Dance	\$ 116.63	50
11/22/2019	5	Humboldt County Meeting	\$ -	30
11/24/2019	3.5	Ecstatic Dance	\$ 116.63	50
12/1/2019	3.5	Ecstatic Dance	\$ 116.63	50
12/8/2019	3.5	Ecstatic Dance	\$ 116.63	50
12/12/2019	9	County of Humboldt	\$ -	25
12/13/2019	9	APD Police Association- Party	\$ 394.00	100
12/15/2019	3.5	Ecstatic Dance	\$ 116.63	50
12/19-20/2019	10	Little Learners	\$ 788.00	200
12/22/2019	3.5	Ecstatic Dance	\$ 116.63	50
12/29/2019	3.5	Ecstatic Dance	\$ 116.63	50
	424.0		\$ 14,493.62	6,722

Appendix 6 - Redwood Lodge and Picnic Area, Redwood Lounge and Stage Area Rentals 2019

Redwood <u>Lodge</u> Rentals 2019				
Date	Hours	Event / Organization	Revenue	Estimated Attendanace
4/6/2019	3	Starfish Hero	\$ 129.75	35
5/18/2019	5	Graduation Celebration	\$ 259.25	45
5/25/2019	22	Wedding	\$ 492.75	75
6/4/2019	3	Islamic Center	\$ 97.32	50
8/30/2019	8	Rehearsal Dinner	\$ 363.00	75
8/31/2019	3	Birthday Party	\$ 129.75	30
9/1/2019	4	Wedding	\$ 129.75	33
9/14/2019	4	40th Anniversary	\$ 259.25	100
10/2/2019	8.5	Humboldt Area Foundation	\$ 272.50	25
11/5-7/2019	27	Arcata Zen Group	\$ 816.75	20
11/8-9/2019	6	WDAFS	\$ 194.62	40
11/13/2019	10.5	Humboldt Area Foundation	\$ 272.50	25
11/29/2019	5	Birthday Party	\$ 50.00	40
12/13/2019	4.5	Private Party	\$ 129.75	50
12/14/2019	2	124 Redwood Rangers	\$ 97.31	20
Totals	115.5		\$ 3,694.25	663

Redwood <u>Lounge</u> Rentals 2019				
Date	Hours	Event / Organization	Revenue	Estimated Attendanace
1/29/2019	1.5	SRYF Meeting	\$ 37.82	10
2/26/2019	1.5	SRYF Meeting	\$ 34.88	10
5/4/2019	1.5	Sound of Soul	\$ 34.88	30
5/18/2019	3	Graduation Party	\$ 93.00	25
6/29/2019	5	Memorial	\$ 155.50	35
7/6/2019	1.5	Sound of Soul	\$ 34.88	25
7/9/2019	1.5	SRYF Meeting	\$ 34.88	10
8/3/2019	1.5	Sound of Soul	\$ 34.88	25
8/3-25/2019	20	PIP	\$ 465.04	80
8/26/2019	4	HSU Business	\$ 116.63	30
8/30/2019	8	DHHS	\$ -	10
9/7/2019	1.5	Sound of Soul	\$ 34.88	25
9/24/2019	1.5	SRYF Meeting	\$ 34.88	10
10/5/2019	1.5	Sound of Soul	\$ 34.88	25
10/20/2019	1.5	SRYF Meeting	\$ 34.88	10
10/15/2019	5	DHHS	\$ -	10
11/2/2019	1.5	Sound of Soul	\$ 34.88	25
11/25/2019	1.5	SRYF Meeting	\$ 34.88	10
12/7/2019	1.5	Sound of Soul	\$ 34.88	25
Totals	64.5		\$ 1,286.55	430

Redwood Park <u>Stage</u> Area Rentals 2019				
Date	Hours	Event / Organization	Revenue	Estimated Attendanace
5/5/2019	7	Bike Demo	36.25	75
8/3,4,11,18,25	15	PIP	135.95	125
8/10,17,24	9	PIP	81.57	125
			\$ 253.77	325

Appendix 6 - Redwood Lodge and Picnic Area, Redwood Lounge and Stage Area Rentals 2019

Redwood Park <i>Picnic</i> Area Rentals 2019				
Date	Hours	Event / Organization	Revenue	Estimated Attendance
4/27/2019	5	Birthday Party	\$ 36.25	20
5/5/2019	5	BBQ	\$ 36.25	30
5/10/2019	4	HSU Award Ceremony	\$ 36.25	30
5/11/2019	4.5	Birthday Party	\$ 36.25	45
5/12/2019	6	Bike Demo	\$ 36.25	60
5/18/2019	2	Graduation Lunch	\$ 36.25	20
5/31/2019	3.5	NPA Graduation	\$ 36.25	75
6/1/2019	5	Birthday Party	\$ 36.25	50
6/11/2019	4	BBQ for JCS	\$ -	65
6/15/2019	7	Graduation Party	\$ 46.75	30
6/16/2019	5	Father's Day Party	\$ 36.25	60
6/22/2019	4	Birthday Party	\$ 36.25	20
6/29/2019	5	Birthday Party	\$ 36.25	15
6/30/2019	5	Birthday Party	\$ 36.25	30
7/6/2019	5	Birthday Party	\$ 36.25	20
7/11/2019	3	BBQ	\$ 36.26	30
7/13/2019	5	Baby Shower	\$ 36.25	30
7/14/2019	5	Baby Shower	\$ 36.25	40
7/21/2019	5	Wedding	\$ 36.25	50
7/28/2019	3.5	Birthday Party	\$ 36.25	20
7/31/2019	2	Volunteer Appreciation	\$ 36.25	25
8/3/2019	4	Birthday Party	\$ 36.25	25
8/10/2019	5	Birthday Party	\$ 36.25	50
8/11/2019	5	Birthday Party	\$ 36.25	20
8/17/2019	5	Birthday Party	\$ 36.25	20
8/24/2019	5	Baby Shower	\$ 36.25	40
8/29/2019	5	Birthday Party	\$ 36.25	30
9/7/2019	7	Birthday Party	\$ 46.75	20
9/8/2019	4	Birthday Party	\$ 36.25	25
9/15/2019	6.5	HSU Welcome Event	\$ 50.00	150
9/21/2019	7	Birthday Party	\$ 46.75	10
9/27/2019	4.5	HSU Politics	\$ 36.25	30
10/5/2019	2.5	Birthday Party	\$ 36.25	15
10/27/2019	4	Birthday Party	\$ 36.25	30
11/3/2019	5	Birthday Party	\$ 36.25	25
11/9/2019	4.5	BBQ	\$ 36.25	40
11/10/2019	3	Birthday Party	\$ 36.25	35
12/13/2019	4.5	Private Party	\$ -	50
Totals	175		\$1,350.26	1380

Appendix 7 - Larson Gazebo, Bocce and Tennis Court Rentals 2019

Larson Park Gazebo Rentals 2019				
Date	Hours	Event / Organization	Revenue	Estimated Attendance
4/6/2019	3	Birthday Party	\$ 36.25	12
5/4/2019	3.5	Family Potluck	\$ 36.25	20
5/11/2019	5	Birthday Party	\$ 36.25	25
5/18/2019	6.5	Graduation Party	\$ 36.25	25
5/25/2019	4	Birthday Party	\$ 36.25	30
6/1/2019	7	BBQ	\$ 46.75	15
6/2/2019	5	Birthday Party	\$ 36.25	25
6/9/2019	4	Birthday Party	\$ 36.25	20
6/19/2019	5	Social	\$ 36.25	30
6/22/2019	8	Recognition Event	\$ 36.25	30
7/14/2019	5	Birthday Party	\$ 36.25	30
8/25/2019	3	Birthday Party	\$ 36.25	35
8/25/2019	3	Birthday Party	\$ 36.25	40
8/28/2019	5	Company Picnic	\$ 36.25	50
9/7/2019	5	Birthday Party	\$ 36.25	30
9/21/2019	5	Baby Shower	\$ 36.25	30
9/29/2019	4	School Picnic	\$ 36.25	30
10/17/2019	8	HSU/SONC Bocce Tournament	\$ 36.25	100
10/19/2019	5	Birthday Party	\$ 36.25	20
Totals	94		\$ 699.25	597

Larson Park Bocce Ball Equipment Rentals 2019			
Date	Days	Event / Organization	Revenue
4/6/2019	1	Birthday party	\$ 5.25
6/22/2019	1	Recognition Event	\$ 45.00
8/28/2019	1	Company Picnic	\$ 10.50
10/17/2019	1	HSU/SONC Bocce Tournament	\$ 15.75
10/18/2019	1	Company Party	\$ 5.25
Totals	5		\$ 81.75

Larson Park Bocce Court Rentals 2019				
Date	Hours	Event / Organization	Revenue	Estimated Attendance
4/6/2019	3	Birthday Party	\$20.75	12
6/22/2019	24	Recognition Event	\$ 62.25	30
8/28/2019	5	Company Picnic	\$ 41.50	50
10/17/2019	24	HSU/SONC Bocce Tournament	\$ 62.25	100
10/18/2019	5	Company Party	\$ 20.75	10
Totals	61		\$ 207.50	202

Appendix 7 - Larson Gazebo, Bocce and Tennis Court Rentals 2019

Larson Park Tennis Courts Rentals 2019

Date	Hours	Event / Organization	Revenue	Estimated Attendance
Feb	54	NPA Tennis	\$ 1,296.00	120
March	84	NPA Tennis	\$ 2,106.00	300
April	75.75	NPA Tennis	\$ 1,863.00	175
May	45.75	NPA Tennis	\$ 1,053.00	125
Aug.	36	MHS	\$ 486.00	95
Sept.	18	MHS	\$ 243.00	40
Sept.	2	Tennis Camp	\$ 37.80	10
Sept.	12	NPA Tennis	\$ 324.00	40
Oct.	12	NPA Tennis	\$ 324.00	40
Oct.	10	Tennis Camp	\$ 189.00	10
Nov.	2	Tennis Camp	\$ 37.80	6
Totals	351.5		\$ 7,959.60	961

Arcata Marsh Interpretive Center Rentals 2019

Date	Hours	Event / Organization	Revenue	Estimated Attendance
5/23/2019	2.5	Memorial	\$ 114.00	25
Totals	2.5		\$ 114.00	25

Appendix 8 - Library Conference Room Rentals 2019

Event / Organization	Total Estimated Attendance	Total Actual Meetings	Total Hours	Total Revenue	Date(s)
Islamic Center of Arcata: Prayer	40	4	4	\$ 93.00	Jan.
Islamic Center of Arcata: Prayer	40	4	4	\$ 93.00	Feb.
Islamic Center of Arcata: Prayer	50	5	5	\$ 116.25	March
Islamic Center of Arcata: Prayer	40	4	4	\$ 93.00	April
Islamic Center of Arcata: Prayer	150	15	15	\$ 348.75	May
Islamic Center of Arcata: Prayer	70	7	7	\$ 162.75	June
Islamic Center of Arcata: Prayer	40	4	4	\$ 93.00	July
Islamic Center of Arcata: Prayer	50	5	5	\$ 116.25	Aug
Islamic Center of Arcata: Prayer	40	4	4	\$ 93.00	Sept.
Islamic Center of Arcata: Prayer	40	4	4	\$ 93.00	Oct.
Islamic Center of Arcata: Prayer	80	8	8	\$ 197.63	Nov.
Islamic Center of Arcata: Prayer	80	8	6	\$ 155.00	Dec.
Health Care for All	15	1	2	\$ 69.75	April
HAF	15	1	3	\$ 69.75	Dec.
Toastmasters	10	1	1	\$ 23.25	1/10/2019
Toastmasters	10	1	1	\$ 23.25	1/24/2019
HSU Engineering	30	1	6	\$ 116.25	9/22/2019
Epilepsy Support Group	10	1	1.5	\$ 34.88	Jan.
Epilepsy Support Group	10	1	1.5	\$ 34.88	Feb.
Epilepsy Support Group	10	1	1.5	\$ 34.88	March
Epilepsy Support Group	10	1	1.5	\$ 34.88	April
Epilepsy Support Group	10	1	1.5	\$ 34.88	May
Epilepsy Support Group	10	1	1.5	\$ 34.88	June
Epilepsy Support Group	10	1	1.5	\$ 34.88	July
Epilepsy Support Group	10	1	1.5	\$ 34.88	Aug
Epilepsy Support Group	10	1	1.5	\$ 34.88	Sept.
Epilepsy Support Group	10	1	1.5	\$ 34.88	Oct.
Epilepsy Support Group	10	1	1.5	\$ 34.88	Nov.
Epilepsy Support Group	10	1	1.5	\$ 34.88	Dec.
NAACP					
Biomass Study Group	12	1	1	\$ 31.00	9/18/2019
Serving Hand	15	1	3	\$ 69.75	Aug.
TOTAL of all TOTALS	947	91	105	\$ 2,476.19	

Appendix 9 - Overall Facility Use 2019

Redwood Lounge Hours of Use 2019				
Month	ARD	Rentals	City Use	Total
January	30.5	1.5	0	32
February	35	1.5	0	36.5
March	38	0	0	38
April	23	27.5	0	50.5
May	31.5	4.5	3	39
June	111.5	5	0	116.5
July	177	6	0	183
August	116.5	34.5	0	151
September	34	3	0	37
October	40.5	8	0	48.5
November	28	8.5	0	36.5
December	29.5	2	0	31.5
Total	695	102	3	800

Redwood Lodge/Picnic/Stage Hours of Use 2019				
Month	ARD	Rentals	City Use	Total
January	3.5	0	0	3.5
February	7	0	4	11
March	10.5	5	13	28.5
April	20	13	21	54
May	46.5	71	13.5	131
June	361.5	36	0	397.5
July	295	30	0	325
August	446	85.75	0	531.75
September	0	84.5	0	84.5
October	6.5	25	0	31.5
November	16	106.5	12	134.5
December	3.5	11	7.5	22
Total	1216	467.75	71	1754.75

Bocce Equip Rental Use 2019	
Month	Total Days
January	0
February	0
March	0
April	1
May	0
June	1
July	0
August	1
September	0
October	2
November	0
December	0
Total	5

Larson Park Hours of Use 2019					
Month	Tennis	Gazebo	Bocce Court	ARD	Total
January	0	0	0	0	0
February	54	0	0	0	54
March	84	0	0	0	84
April	75.75	3	3	0	81.75
May	45.75	19	0	0	64.75
June	0	37	16	0	53
July	0	5	0	0	5
August	36	10	10	0	56
September	32	14	0	0	46
October	22	8	29	0	59
November	2	0	0	0	2
December	0	0	0	0	0
Total	351.5	96	58	0	505.5

Library Conference Room Hours of Use 2019			
Month	Rentals	City Use	Total
January	7.5	57.75	65.25
February	5.5	52.75	58.25
March	8.5	55.25	63.75
April	7	55	62
May	17.5	67.75	85.25
June	8.5	64.5	73
July	5.5	67.5	73
August	11.5	41	52.5
September	12.5	37	49.5
October	5.5	57.5	63
November	8	48.25	56.25
December	19.5	35.75	55.25
Total	117	640	757

AMIC Hours of Use 2019				
Month	ARD	City Use	Hours of Use	Total
January	0	6.5	232	238.5
February	0	6.5	208	214.5
March	0	6.5	232	238.5
April	8	4.5	222	234.5
May	0	6.5	234.5	241
June	0	8	224	232
July	0	4	228	232
August	0	11.5	232	243.5
September	0	7	220	227
October	0	6	232	238
November	0	4.5	225	229.5
December	0	4	228	232
Total	8	75.5	2717.5	2801

Judo Hut Hours of Use 2019		
Month	ARD	Total
January	45	45
February	84	84
March	104	104
April	97.5	97.5
May	85.5	85.5
June	44	44
July	34	34
August	27	27
September	53	53
October	81	81
November	72	72
December	49	49
Total	776	776

"D" Street Community Center Hours of Use 2019				
Month	ARD	City Use	Rental	Total
January	84	6	14.5	104.5
February	76	20.5	27	123.5
March	84	9	52.25	145.25
April	83.5	11.5	20.5	115.5
May	77.5	6	86.5	170
June	75	13.5	27.5	116
July	88	0	29	117
August	71	3	40	114
September	100.5	4	21.5	126
October	127	6	33	166
November	123	6	20	149
December	127	6	31	164
Totals	1116.5	91.5	402.75	1610.75

Appendix 10 - Special Events 2019

Date	Hours	Location	Organization	Event Description	Staff		
					hours	People	City Fee's
1/5/2019	8	Plaza	North Coast Growers' Association	Arcata Farmer's Market-Winter	1	500	\$ -
1/12/2019	8	Plaza	North Coast Growers' Association	Arcata Farmer's Market-Winter	1	500	\$ -
1/19/2019	8	Plaza	North Coast Growers' Association	Arcata Farmer's Market-Winter	1	500	\$ -
1/26/2019	8	Plaza	North Coast Growers' Association	Arcata Farmer's Market-Winter	1	500	\$ -
2/2/2019	8	Plaza	North Coast Growers' Association	Arcata Farmer's Market-Winter	1	500	\$ -
2/9/2019	8	Plaza	North Coast Growers' Association	Arcata Farmer's Market-Winter	1	500	\$ -
2/15/2019	5	Plaza	V-Day Humboldt/ V-Day.org	Flash Mob	1	100	\$ 129.75
2/16/2019	8	Plaza	North Coast Growers' Association	Arcata Farmer's Market-Winter	1	500	\$ -
2/23/2019	8	Plaza	North Coast Growers' Association	Arcata Farmer's Market-Winter	1	500	\$ -
3/2/2019	6	Plaza	North Coast Growers' Association	Arcata Farmer's Market-Winter	1	500	\$ -
3/9/2019	6	Plaza	North Coast Growers' Association	Arcata Farmer's Market-Winter	1	500	\$ -
3/16/2019	6	Plaza	North Coast Growers' Association	Arcata Farmer's Market-Winter	1	500	\$ -
3/23/2019	6	Plaza	North Coast Growers' Association	Arcata Farmer's Market-Winter	1	500	\$ -
3/23/2019	3	Streets/Plaza	Arcata Playhouse	March for Our Lives	1	500	\$ 103.75
3/23/2019	4	Community Forest	Six Rivers Running Club	Forest Run	2	100	\$ 103.75
3/30/2019	6	Plaza	North Coast Growers' Association	Arcata Farmer's Market-Winter	1	500	\$ -
4/6/2019	9	Plaza	North Coast Growers' Association	Arcata Farmer's Market	2	1500	\$ 5,520.00
4/12/2019	2	Streets	HSU Women's Resource Center	Take Back the Night	1	40	\$ 103.75
4/13/2019	9	Plaza	North Coast Growers' Association	Arcata Farmer's Market	0	1500	\$ -
4/20/2019	9	Plaza	North Coast Growers' Association	Arcata Farmer's Market	0	1500	\$ -
4/27/2019	9	Plaza	North Coast Growers' Association	Arcata Farmer's Market	0	1500	\$ -
5/4/2019	9	Plaza	North Coast Growers' Association	Arcata Farmer's Market	1	1500	\$ -
5/9/2019	1	Plaza	Humboldt Bike Month Coalition	Bike to Work Day Rally	1	50	\$ -
5/10/2019	6	Plaza	Arcata Main Street	Mystical Ball	1	150	\$ -
5/11/2019	9	Plaza	North Coast Growers' Association	Arcata Farmer's Market	0	1500	\$ -

5/12/2019	6	Streets	Six Rivers Running Club	Atalanta's Victory Run & Walk	1	400	\$ 166.00
5/17/2019	4	Plaza	Arcata Main Street	HSU Graduation	1	150	\$ -
5/18/2019	9	Plaza	North Coast Growers' Association	Arcata Farmer's Market	0	1500	\$ -
5/25/2019	9	Plaza	Kinetic Universe, Incorporated	Kinetic Grand Championship	2	1,000	\$ 1,114.50
5/25/2019	9	Off Plaza	North Coast Growers' Association	Arcata Farmer's Market	1	1500	\$ -
6/1/2019	9	Plaza	North Coast Growers' Association	Arcata Farmer's Market	1	1500	\$ -
6/2/2019	9	Streets	Humboldt Tri-Kids	Tri- Kids Triathlon	1	175	\$ 517.50
6/8/2019	9	Plaza	North Coast Growers' Association	Arcata Farmer's Market	1	1500	\$ -
6/12/2019	5	Redwood Park	Backcountry.com	Film Permit	1	10	\$ 166.00
6/15/2019	14	Plaza	Arcata Main Street	Oyster Fest	10	10,000	\$ 1,114.50
6/15/2019	5	Redwood Park	Backcountry.com	Film Permit	1	10	\$ -
6/15/2019	9	Off Plaza	North Coast Growers' Association	Arcata Farmer's Market	1	1500	\$ -
6/22/2019	9	Plaza	North Coast Growers' Association	Arcata Farmer's Market	1	1500	\$ -
6/29/2019	9	Plaza	North Coast Growers' Association	Arcata Farmer's Market	1	1500	\$ -
6/30/2019	12	Plaza	Arcata Main Street	Fairy Festival	1	5,000	\$ -
7/4/2019	13.5	Plaza	Arcata Chamber of Commerce	4th of July Jubilee	2	5,000	\$ 1,114.50
7/4/2019	5	Marsh	Six Rivers Running Club	4th of July Fun Run/Walk	1	300	\$ 166.00
7/6/2019	9	Plaza	North Coast Growers' Association	Arcata Farmer's Market	1	1500	\$ -
7/13/2019	9	Plaza	North Coast Growers' Association	Arcata Farmer's Market	1	1500	\$ -
7/20/2019	9	Plaza	North Coast Growers' Association	Arcata Farmer's Market	1	1500	\$ -
7/21/2018	6	Plaza	Arcata Main Street	Sunday Fundays	0	100	\$ -
7/27/2019	9	Plaza	North Coast Growers' Association	Arcata Farmer's Market	1	1500	\$ -
7/27/2019	4	Plaza	Arcata Main Street	Summer Concert	0	100	\$ -
7/28/2019	8	Streets	Playhouse Arts	FleArt Market	2	200	\$ 166.00
8/3/2019	9	Plaza	North Coast Growers' Association	Arcata Farmer's Market	1	1500	\$ -
8/9/2019	6	Plaza	Arcata Main Street	Arts Arcata	1	150	\$ -
8/10/2019	9	Plaza	North Coast Growers' Association	Arcata Farmer's Market	1	1500	\$ -
8/11/2019	5	Streets	Humboldt Bay Marathon	Humboldt Bay Marathon	1	400	\$ 166.00
8/11/2019	4	Plaza	Arcata Main Street	Sunday Fundays	0	100	\$ -
8/17/2019	12	Streets	Creamery District	Creamery Fest	1	500	\$ 166.00

8/17/2019	9	Plaza	North Coast Growers' Association	Arcata Farmer's Market	1	1500	\$ -
8/17/2019	6	Plaza	Arcata Main Street	Music on the Plaza	0	100	\$ -
8/24/2019	9	Plaza	North Coast Growers' Association	Arcata Farmer's Market	1	1500	\$ -
8/25/2019	7	Community Forest	Healthsport	Forest run	1	200	\$ 270.00
8/31/2019	9	Plaza	North Coast Growers' Association	Arcata Farmer's Market	1	1500	\$ -
9/2/2019	12	Streets	Sister City Project	"I" Block Party	2	1,000	\$ 166.00
9/6/2019	12	Plaza	Arcata Main Street	HSU Downtown	3	2,000	\$ -
9/7/2019	9	Plaza	North Coast Growers' Association	Arcata Farmer's Market	1	1500	\$ -
9/8/2019	7	Plaza	AFSP	Community Walk	1	500	\$ 451.00
9/13/2018	3	Plaza	Arcata Main Street	Arts Arcata	1	150	\$ -
9/14/2019	9	Plaza	North Coast Growers' Association	Arcata Farmer's Market	1	1500	\$ -
9/15/2019	3	Plaza	Arcata Main Street	Sunday Fundays	0	100	\$ -
9/21/2019	12	Plaza	Same old People	North Country Fair	2	10,000	\$ 1,711.50
9/21/2019	9	Off Plaza	North Coast Growers' Association	Arcata Farmer's Market	1	1500	\$ -
9/22/2019	12	Plaza	Same old People	North Country Fair	0	0	\$ -
9/22/2019	10	Community Forest	Adventures Edge	8 Hours of Humboldt	2	100	\$ 529.00
9/26/2019	4	Community Forest	NPA	Cross Country Race	2	350	\$ 295.00
9/28/2019	9	Plaza	North Coast Growers' Association	Arcata Farmer's Market	1	1500	\$ -
10/3/2019	4	Arcata Marsh	Jacoby Creek School	Jr HS Cross Country Race	2	350	\$ -
10/5/2019	9	Plaza	North Coast Growers' Association	Arcata Farmer's Market	1	0	\$ -
10/5/2019	4	Streets	Arcata Fire District	Arcata Fire Open House	1	250	\$ -
10/5/2019	8	Plaza	Northcoast Children's Services	Pastels on the Plaza	2	500	\$ 1,035.25
10/11/2019	3	Streets	Arcata High School	Homecoming Parade	1	1,000	\$ 166.00
10/12/2019	9	Plaza	North Coast Growers' Association	Arcata Farmer's Market	1	1500	\$ -
10/12/2019	2	Streets	Portuguese Hall	Holy Ghost Parade	1	150	\$ -
10/12/2019	6	Streets	Outer Space Arcata	Sounds from Space Fest	1	100	\$ 253.00
10/13/2019	6	Streets	Bubbles	Bubbles Block Party	2	100	\$ 385.25
10/17/2019	6	ASC	Jacoby Creek School	County X-County Championship	1	500	\$ -
10/19/2019	9	Plaza	North Coast Growers' Association	Arcata Farmer's Market	1	1500	\$ -
10/26/2019	9	Plaza	North Coast Growers' Association	Arcata Farmer's Market	1	1500	\$ -

10/30/2-019	10	Streets	Arcata Main Street	Sidewalk Sale	1	100	\$ -
10/31/2019	6	Plaza	Arcata Main Street	Trick or Treat on the Plaza	1	2,000	\$ -
11/1/2019	6	Plaza	Arcata Main Street	Dia de los Muertos	1	200	\$ -
11/2/2019	9	Plaza	North Coast Growers' Association	Arcata Farmer's Market	1	1500	\$ -
11/8/2019	4	Plaza	Arcata Main Street	HSU Fall Preview Tour	1	300	\$ -
11/9/2019	4	Marsh	Arcata High School	High School Cross Country Race	1	300	\$ 166.00
11/9/2019	9	Plaza	North Coast Growers' Association	Arcata Farmer's Market	1	1500	\$ -
11/16/2019	9	Plaza	North Coast Growers' Association	Arcata Farmer's Market	1	1500	\$ -
11/23/2019	9	Plaza	North Coast Growers' Association	Winter Farmer's Market	1	1500	\$ -
11/30/2019	9	Plaza	North Coast Growers' Association	Winter Farmer's Market	1	750	\$ 1,771.25
11/30/2019	9	Plaza	Arcata Main Street	Small Business Saturday	1	300	\$ -
12/6/2019	5	Plaza	Arcata Main Street	Season of Wonder & Light	1	300	\$ -
12/7/2019	9	Plaza	North Coast Growers' Association	Winter Farmer's Market	1	750	\$ -
12/14/2019	9	Plaza	North Coast Growers' Association	Winter Farmer's Market	1	750	\$ -
12/15/2019	6	Marsh	Humboldt Educare	Ugly Sweater Run	2	500	\$ 166.00
12/21/2019	9	Plaza	North Coast Growers' Association	Winter Farmer's Market	1	750	\$ 750.00
12/21/2019	3	Plaza	Arcata Main Street	Celebration	1	400	\$ -
12/22/2019	3	Plaza	Chabad at HSU	Menorah Lightning	1	50	\$ 103.75
	767.5				116	105,435	\$ 19,037.00

Hours

Events

People

City Fees



City of Arcata
**Additional Park/NR
Maintenance Sites**

ID	Site Name
1	Giuntoli Lane Roundabout-West
2	Giuntoli Lane Roundabout-East
3	Westend Rd & Spear Ave Roundabout
4	14th & I St Roundabout
5	13th St & J St Roundabout
6	12th St & I St Roundabout
7	Samoa & Union St Roundabout
8	Samoa & Buttermilk Roundabout
9	Plaza tree planters
10	Windsong
11	7th & G St Parking Lot
12	8th & F St Parking Lot
13	Transit Center Parking Lot
14	Martha Ct/Antoinetta Ct Pedestrian Access
15	Spear Ave Hedge
16	Northtown Median Strip
17	D St to 7th St
18	Janes Creek Meadows-Sound wall
19	Janes Creek Meadows-trails and bridge
20	14th St Closure
21	Samoa Blvd Right of Way
22	Mad River Industrial Park Pedestrian Access
23	Hallen Dr/Courtyards Pedestrian Access
24	Alliance Rd/Zeila Ct Pedestrian Access
25	Baldwin St/Stromberg Ave Pedestrian Access
26	Anina Way/Stewart Ct Pedestrian Access
27	Alliance Rd/Western Ave Pedestrian Access
28	Humboldt Bay Trail North
29	7th Street Slope
30	11th Street Slope
31	4th Street Right of Way

Legend

- Parks Maintenance Areas
- Shopping Center
- Parks
- Arcata City Limits

0 500 1,000 Feet

